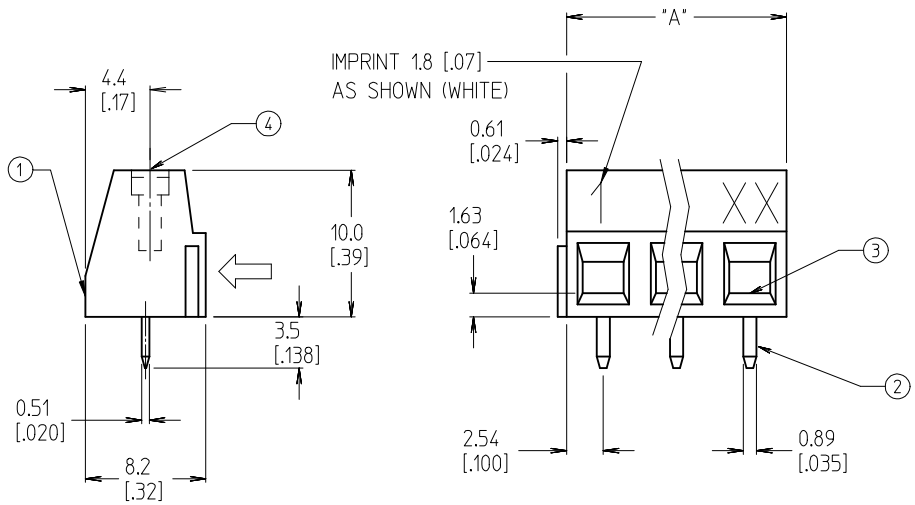

NO. OF CIRCUITS "XX"	MATERIAL NO. 10A PRINTING GREEN	MATERIAL NO. 10A PRINTING BLACK	MATERIAL NO. NO PRINTING (GREEN)	MATERIAL NO. NO PRINTING (BLACK)	DIM. "A"	DIM. "B"
02		398820302	398804302	398800302	10.2 [.40]	5.08 [.200]
03		398820303	398804303	398800303	15.2 [.60]	10.16 [.400]
04		398820304	398804304	398800304	20.3 [.80]	15.24 [.600]
05			398804305	398800305	25.4 [1.00]	20.32 [.800]
06			398804306	398800306	30.5 [1.20]	25.40 [1.000]
07			398804307	398800307	35.6 [1.40]	30.48 [1.200]
08	398890045		398804308	398800308	40.6 [1.60]	35.56 [1.400]
09			398804309	398800309	45.7 [1.80]	40.64 [1.600]
10			398804310	398800310	50.8 [2.00]	45.72 [1.800]
11			398804311	398800311	55.9 [2.20]	50.80 [2.000]
12			398804312	398800312	61.0 [2.40]	55.88 [2.200]
13			398804313	398800313	66.0 [2.60]	60.96 [2.400]
14			398804314	398800314	71.1 [2.80]	66.04 [2.600]
15			398804315	398800315	76.2 [3.00]	71.12 [2.800]
16			398804316	398800316	81.3 [3.20]	76.20 [3.000]
17			398804317	398800317	86.4 [3.40]	81.28 [3.200]
18			398804318	398800318	91.4 [3.60]	86.36 [3.400]
19			398804319	398800319	96.5 [3.80]	91.44 [3.600]
20			398804320	398800320	101.6 [4.00]	96.52 [3.800]
21			398804321	398800321	106.7 [4.20]	101.60 [4.000]
22			398804322	398800322	111.8 [4.40]	106.68 [4.200]
23			398804323	398800323	116.8 [4.60]	111.76 [4.400]
24			398804324	398800324	121.9 [4.80]	116.84 [4.600]
25			398804325	398800325	127.0 [5.00]	121.92 [4.800]

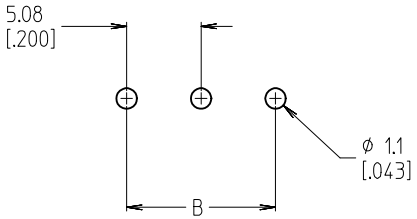

NOTES:

1. MATERIAL: SEE TABLE
2. FINISHES: SEE TABLE
3. ELECTRICAL SPECS
   VOLTAGE: 300V
   CURRENT: 13.5A
4. UL FILE: E48521
5. ASSEMBLY IS ROHS COMPLIANT
6. INCH DIMS ARE SHOWN IN BRACKETS [XXX].

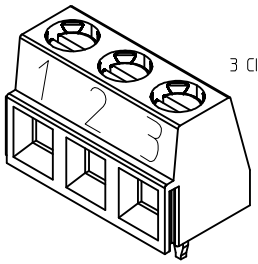

3 CIRCUIT SHOWN

ITEM	QTY.	DESCRIPTION	MATERIAL	FINISH
4	XX	SCREW, M3	COPPER ALLOY	NICKEL PLATED
3	XX	CAGE CLAMP	COPPER ALLOY	NICKEL PLATED
2	XX	TERMINAL, PC	COPPER ALLOY	TIN PLATED
1	1	INSULATOR	POLYAMIDE	BLACK

P/N WAS 398890028
EC NO: IPG2015-0984
DRWN:RSTONE 2014/11/21
CH'KD:B ARDEN 2014/11/25
APPR: JFMURPHY 2015/04/22
DESCRIPTION
REV

QUALITY SYMBOLS
▼=0
Ⓒ=0

GENERAL TOLERANCES (UNLESS SPECIFIED)

	mm	INCH
4 PLACES	± ---	± ---
3 PLACES	± ---	± .005
2 PLACES	± 0.13	± .010
1 PLACE	± 0.3	± ---
ANGULAR ± 2 °		

DRAFT WHERE APPLICABLE MUST REMAIN WITHIN DIMENSIONS

DIMENSION STYLE: MM/IN
SCALE
DESIGN UNITS: INCH
THIRD ANGLE PROJECTION

DRAWN BY: CLYORK DATE: 2010/01/26
CHECKED BY: DTITUS DATE: 2010/01/26
APPROVED BY: DTITUS DATE: 2010/02/01

TITLE: 5.08/.200 EUROSTYLE LOW, SINGLE ROW FIXED BLOCK

MOLEX INCORPORATED

MATERIAL NO.: SEE CHART
DOCUMENT NO.: SD-39880-003
SHEET NO.: 1 OF 1
SIZE: B

THIS DRAWING CONTAINS INFORMATION THAT IS PROPRIETARY TO MOLEX INCORPORATED AND SHOULD NOT BE USED WITHOUT WRITTEN PERMISSION

Downloaded from Arrow.com.