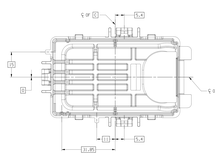

TYPE 102
SAME AS TYPE 101
EXCEPT AS SHOWN

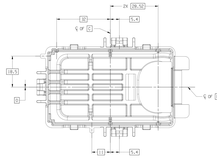

TYPE 104
SAME AS TYPE 103
EXCEPT AS SHOWN

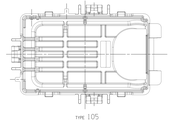

TYPE 105
SAME AS TYPE 101
EXCEPT AS SHOWN

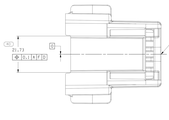

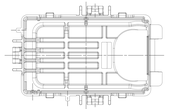

TYPE 106
SAME AS TYPE 102
EXCEPT AS SHOWN

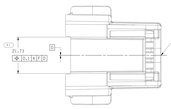

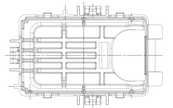

TYPE 107
SAME AS TYPE 103
EXCEPT AS SHOWN

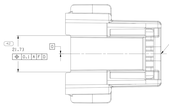

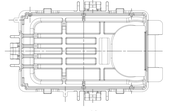

TYPE 108
SAME AS TYPE 104
EXCEPT AS SHOWN

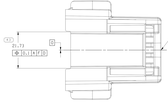

DETAIL V
SCALE 5:1

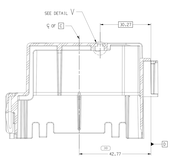

SECTION D-D

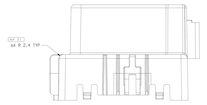

OPTIONAL CONSTRUCTION
FOR TYPES 101-104
TOOL PROPOSAL PN # 0001 & 0002

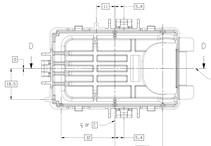

TYPE 103
SAME AS TYPE 101
EXCEPT AS SHOWN

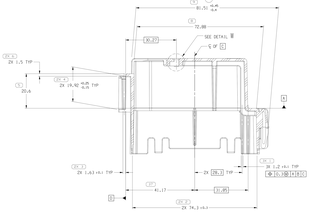

SECTION A-A

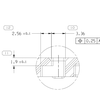

DETAIL W
SCALE 5:1

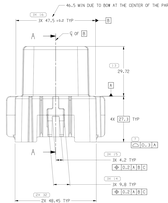

DETAIL Y
SCALE 4:1

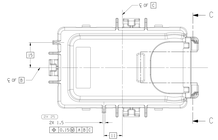

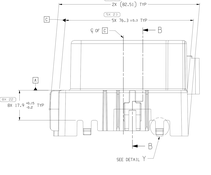

SEE DETAIL Y

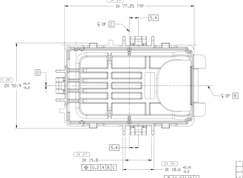

TYPE 101

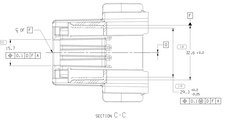

SECTION C-C

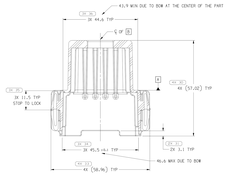

SECTION B-B

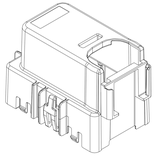

SYMBOL DEFINITION	
X DIMENSION WITHOUT AN INSPECTION REPORT SYMBOL CODE MAY REQUIRE INSPECTION. IT MAY BE CONTROLLED ON THE INDIVIDUAL COMPONENT DRAWING.	TOTAL NO. OF INSPECTIONS REQUIRED: 61 LOT NO. CODE: X3

MISSING SYMBOLS
NO MISSING SYMBOL NUMBER

ZONE	REV	DATE	ECN	REVISION HISTORY		BY	APVD
ENG/CE	A	02		ALL PARTS - RELEASED PART DRAWING.	4-9808	DEO/DD	A.
ENG/CE	B	02		ALL PARTS - ADDED NEW NOTES TO DIM 16.38 X 2.7 FOR CONNECTOR ASSEMBLY. ADDED NEW NOTE TO FLANGE CHART.	4-2767	JSM/JSM	DMG/
ENG/CE	B	03		ALL PARTS - REMOVED ALLOWANCE DIMS CHART. ADDED NEW NOTE TO DIM 16.38 X 2.7 FOR 25.4±0.25 & 16.38 X 2.7 FOR 25.4±0.25. ADDED NEW NOTE TO DIM 25.4±0.25 ⊕ Ø0.2 Ⓢ A Ⓢ B Ⓢ C MAS 25.4±0.2 ⊕ Ø0.2 Ⓢ A Ⓢ B Ⓢ C 1.36 ⊕ Ø0.2 Ⓢ A Ⓢ B Ⓢ C MAS 5.4 ⊕ Ø0.2 Ⓢ A Ⓢ B Ⓢ C MAS 25.4±0.2 ⊕ Ø0.2 Ⓢ A Ⓢ B Ⓢ C MAS 44.04±0.4 ADD REFERENCE DIM 44.04±0.4 ADD REFERENCE DIM 25.4±0.2 ⊕ Ø0.2 Ⓢ A Ⓢ B Ⓢ C MAS 25.4±0.2 ⊕ Ø0.2 Ⓢ A Ⓢ B Ⓢ C MAS 25.4±0.2 ⊕ Ø0.2 Ⓢ A Ⓢ B Ⓢ C MAS	4-2768	A.L/JSM	JSM/
ENG/CE	B	04		ZONE/ZD-07 & ZONE/ND - RELEASED	1-12740	JSM/JSM	DMG/
STAGE2	B	05		ZD:(4.5), ZONE/ZD - WHITE, CALLOUT WAS POLYMATE COMPOUND BLACK. ZD:(4.6), ZONE/ZD - WHITE, CALLOUT WAS POLYMATE COMPOUND WHITE. ZD:(4.6), ZONE/ZD - WHITE, CALLOUT WAS POLYMATE COMPOUND BLACK. ZD:(4.6), ZONE/ZD - WHITE, CALLOUT WAS POLYMATE COMPOUND WHITE. ZD - REMOVED WHITE RECYCLING CODE	1-12740	JSM/JSM	DMG/
ENG/CE	B	06		ALL PARTS - DIM X1 WAS 36.12 & X.1 FOR 25.4±0.25 ⊕ Ø0.2 Ⓢ A Ⓢ B Ⓢ C. DIM X1 WAS 61.51. 16.4±0.2 ⊕ Ø0.2 Ⓢ A Ⓢ B Ⓢ C. 16.4±0.2 WAS 16.38 X 2.7 FOR 25.4±0.25 ⊕ Ø0.2 Ⓢ A Ⓢ B Ⓢ C. ZONE/ZD - REMOVED "OBSOLETE" FOR ZONE/ZD. ZONE/ZD - ADDED "OBSOLETE" FOR ZONE/ND. ZONE/ZD - ADDED "OBSOLETE" FOR ZONE/ND. UPDATED PART HISTORY.	1-12740	DDD/DDD	DMG/
ENG/CE	B	07		ZD:(4.6), X1, X2 & X.1 - OBSOLETE AND ADDED "REPLACED BY" LINE.	1-12740	JSM/JSM	RB/

PART NO.	REV	SUP	TYPE	MATERIAL SPECIFICATION AND COLOR	MATING CONN.	VOLUME (CM³)	REPLACED BY
35141364	A	04	108	POLYESTER COMPOUND GREEN	35141364	28.038	
35141364	A	04	107	POLYESTER COMPOUND GREY	35141364	28.038	
35141364	A	04	106	POLYESTER COMPOUND GREY	35141364	27.500	
35141364	A	04	105	POLYESTER COMPOUND BLACK	35141364	27.500	
35141364	A	04	104	POLYESTER COMPOUND GREEN	35141364	28.038	35141364
35141364	A	04	103	POLYESTER COMPOUND BLUE	35141364	28.038	35141364
35141364	A	04	102	POLYESTER COMPOUND BLACK	35141364	27.500	35141364
35141364	A	04	101	POLYESTER COMPOUND BLACK	35141364	27.500	35141364

PROPRIETARY TO APTIV. THIS DOCUMENT CONTAINS INFORMATION THAT IS PROPRIETARY TO APTIV. ANY REPRODUCTION IN PART OR WHOLE, OR ANY USE OTHER THAN INTENDED, IS PROHIBITED WITHOUT THE PRIOR WRITTEN CONSENT OF APTIV.	**•APTIV•**
PART DRAWING	
SIZE: D	
SCALE: SEE CHART	
UNLESS OTHERWISE SPECIFIED: DIMENSIONS ARE IN MILLIMETERS. DIMENSIONS ARE FOR REFERENCE ONLY. DIMENSIONS ARE AFTER PLATING. DIMENSIONS ARE FOR PRODUCT. DIMENSIONS ARE FOR TOOLING.	
SEE CHART	
PROJECTION: ⊕ ⊕	
PARTS MADE PRODUCTION: TO SCALE	
DATE: 9 JUL 2019	
DRAWN BY:	
CHECKED BY:	
APPROVED BY:	
DATE	
CHANGE NO.	DESCRIPTION
4-9808	INITIAL RELEASE
4-2767	ADDED NEW NOTE
4-2768	ADDED NEW NOTE
1-12740	ADDED NEW NOTE