

| | |
|--------------------------|--|
| Product Status | Production |
| Applications | Commercial Grade |
| Feature | MultilayerMultilayer Non-Mag CoreNon-Magnetic Core (Dielectric Ceramic) High QHigh Q |
| Series Type | MLG-P |
| Brand | TDK |
| Environmental Compliance | <div><div>RoHS</div><div>REACH</div><div>Halogen Free</div><div>Lead Free</div></div> |



| Size | |
|------------------------------|----------------|
| Length(L) | 0.60mm ±0.03mm |
| Width(W) | 0.30mm ±0.03mm |
| Thickness Height | 0.30mm ±0.03mm |
| Recommended Land Pattern (A) | 0.25mm Nom. |
| Recommended Land Pattern (B) | 0.30mm Nom. |
| Recommended Land Pattern (C) | 0.30mm Nom. |

| Electrical Characteristics | |
|--------------------------------|------------------------|
| Inductance | 1.7nH ±0.3nH at 500MHz |
| Rated Current | 700mA |
| DC Resistance [Typ.] | 20mΩ |
| DC Resistance [Max.] | 100mΩ |
| Self Resonant Frequency [Min.] | 10GHz |
| Self Resonant Frequency [Typ.] | 12.8GHz |
| Q [Min.] | 14 at 500MHz |
| Q [Typ.] | 17 at 500MHz |

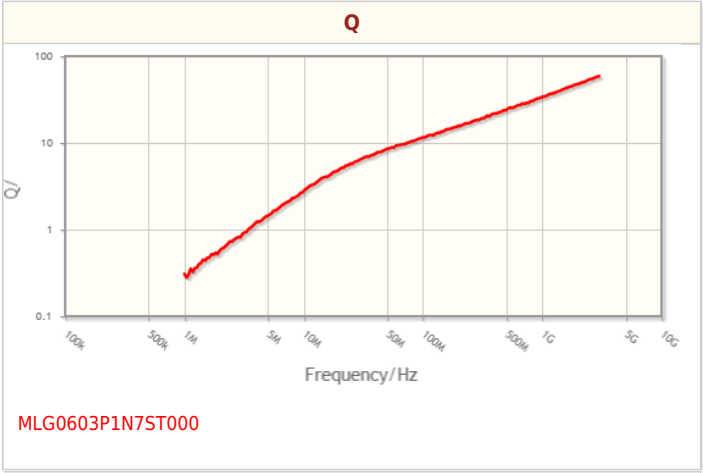
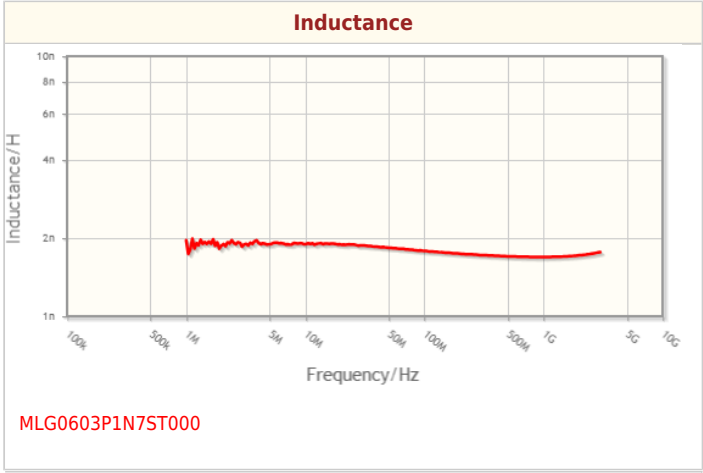
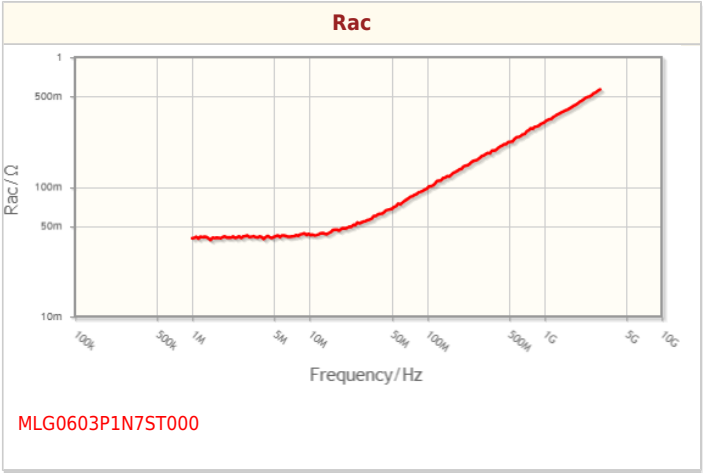
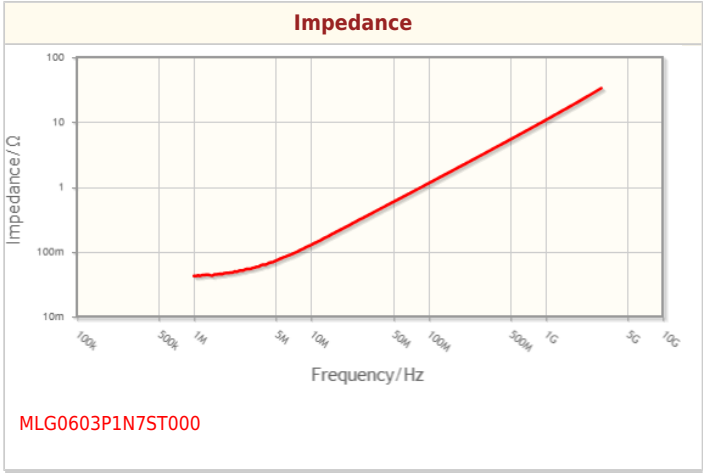
| Other | |
|-----------------------|--|
| Operating Temp. Range | -55 to 125°C |
| Soldering Method | Reflow |
| AEC-Q200 | NO |
| Packing | Punched (Paper)Taping [180mm Reel, Tape width 8mm] |
| Package Quantity | 15000pcs |
| Weight | 0.0002g |

! Images are for reference only and show exemplary products.

! This PDF document was created based on the data listed on the TDK Corporation website.

! All specifications are subject to change without notice.

Characteristic Graphs(This is reference data, and does not guarantee the products characteristics.)



Associated Images

