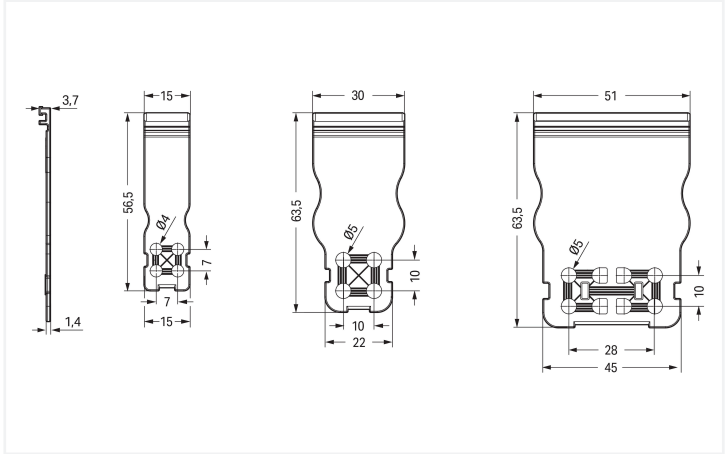




Color: ■ light gray



Dimensions in mm
The arrangement of the attachments for cable ties allows single conductors or multi-core cables to be secured in different ways. The width of the cable ties must correspond to the hole dimensions of the strain relief plates shown above.

Physical data	
Width	15 mm / 0.591 inches
Height	3.7 mm / 0.146 inches
Depth	56.5 mm / 2.224 inches

Mechanical data	
Suitable	for standard male and female connectors

Material data	
Note (material data)	Information on material specifications can be found here
Color	light gray
Material group	I
Insulation material (main housing)	Polyamide (PA66)
Flammability class per UL94	V0
Fire load	0.039 MJ
Weight	1.3 g

Commercial data	
PU (SPU)	96 (24) pcs
Packaging type	Box
Country of origin	DE
GTIN	4055143368698
Customs tariff number	85389099990



Product classification		
UNSPSC		39121421
eCl@ss 10.0		27-14-11-92
eCl@ss 9.0		27-14-11-92
ETIM 9.0		EC002848
ETIM 8.0		EC002848
ECCN		NO US CLASSIFICATION

Environmental Product Compliance	
RoHS Compliance Status	Compliant,No Exemption

Downloads

Environmental Product Compliance

Compliance Search

Environmental Product Compliance 831-503

↓

Documentation

Additional Information

Technical Section

03.04.2019

pdf

2027.26 KB

↓

CAD/CAE-Data

CAD data

2D/3D Models 831-503

↓


CAE data

ZUKEN Portal 831-503

↓


Installation Notes

Installation



Strain relief plate, for field assembly

Application



Strain relief plate, for factory assembly
1-conductor female conductor, 4-pole,
7.62 mm pin spacing, light gray
(831-3104/135-000)