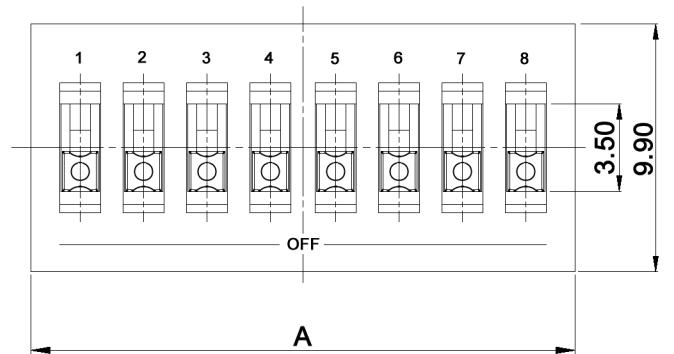
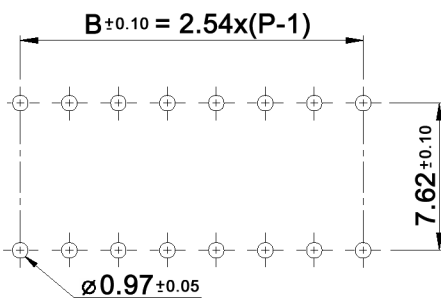


P.C.B. LAYOUT

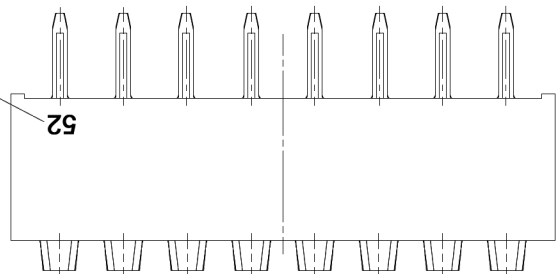


No. of pos.	A	B
1	3.90	-
2	6.44	2.54
3	8.98	5.08
4	11.52	7.62
5	14.06	10.16
6	16.60	12.70
7	19.14	15.24
8	21.68	17.78
9	24.22	20.32
10	26.76	22.86
12	31.84	27.94

DATE CODE

First digit:  
last digit of the year

- Second digit:
- 1 January
  - 2 February
  - 3 March
  - 4 April
  - 5 May
  - 6 June
  - 7 July
  - 8 August
  - 9 September
  - X October
  - Y November
  - Z December



SCHEMATIC



Compliance: RohS III (2015/863/EU)

Tolerances: 10mm over: ±0.20mm 10mm below: ±0.10mm		Date	Name	<h1>DSS 200 N</h1>
		04/18	dr	
			<b>knitter-switch</b>	<h2>30 40 46</h2>
Modifications		Date	Name	Page 1/2

**Specifications:**

**Contact rating:** 100mA, 50V DC  
**Contact resistance:** 50mOhm max.  
**Insulation resistance:** 100MOhm min. at 500V DC  
**Dielectric strength:** 500V AC for 1 minute  
**Operating temperature:** -40°C to +85°C  
**Storage temperature:** -40°C to +85°C  
**Electrical life:** 10 000 cycles at rated load; 1 000 cycles at 1A, 10V DC and at 200mA, 24V DC  
**Operating force:** 1 000gf max.  
**Soldering conditions:** wave-soldering: 260°C, max. 5sec.  
**Stroke:** 2.0mm  
**Material:** Actuator: UL94V-0 high-thermoplastic; white  
 Contacts / terminals: phosphor bronze, 0.2µm gold plated over 1µm nickel  
 Case: PBT, UL94V-0, black  
 Potting material: epoxy

Compliance: RohS III (2015/863/EU)

Tolerances: 10mm over: ±0.20mm 10mm below: ±0.10mm		Date	Name	<b>DSS 200 N</b>
		04/18	dr	
		<b>knitter-switch</b>		<b>30 40 46</b>
				Page
				2/2
Modifications	Date	Name		