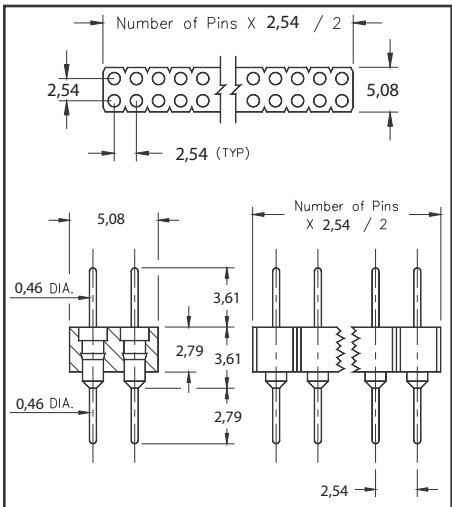

Fig. 1

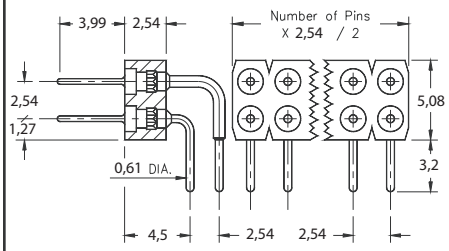

Fig. 2

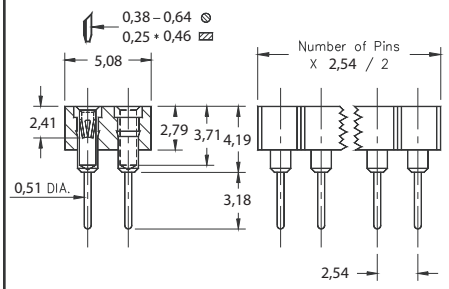

Fig. 3

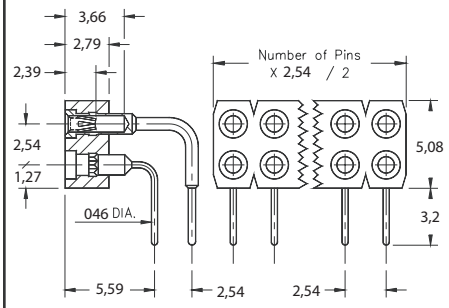

Fig. 4

- Series 4XX sockets are available with straight and right angle solder tails.
- Series 450 & 499...009 use MM# 3404 & 5011/5113 pins respectively. (See pages 170 & 172 for details)
- Series 410 & 499...003 use MM# 1001 & 1103/1602 pins respectively.(See pages 134-136 for details)
- Hi-Temp thermoplastic insulator available upon request.

Ordering Information

Fig. 1 — **Series 450...006 Straight Pin Header**

450-XX-2_ _-00-006000

Specify # of pins → 02-64

Fig. 2 — **Series 499...009 Right Angle Pin Header**

499-XX-2 _ _-10-009000

Specify # of pins → 02-64

RoHS 2002/95/EC

XX= Plating Code See Below

For RoHS compliance, select ◇ plating code. For the gold option (XX=10) also change part number from 4XX-XX-2XX-XX-00X000 to 4XX-10-2XX-XX-00X100

SPECIFY PLATING CODE XX=	10◇	90	40◇
Pin Plating	0,25µm Au	5,08µm Sn/Pb	5,08µm Sn

Fig. 3 — **Series 410...001 Straight Socket**

410-XX-2_ _-41-001000

Specify # of pins → 02-64

Fig. 4 — **Series 499...003 Right Angle Socket**

499-XX-2 _ _-10-003000

Specify # of pins → 02-64

RoHS 2002/95/EC

XX= Plating Code See Below

For RoHS compliance, select ◇ plating code. For the all gold option (XX=13) also change part number from 4XX-XX-2XX-XX-00X000 to 4XX-13-2XX-XX-00X100

SPECIFY PLATING CODE XX=	13◇		93			43◇	
Sleeve (Pin)	0,25µm Au		5,08µm Sn/Pb			5,08µm Sn	
Contact (Clip)	0,76µm Au		0,76µm Au			0,76µm Au	

Downloaded from Arrow.com.