

RF 19, gold, full illumination, 2.9 ± 0.6 N, lamp yellow, bezel orange, 1 NO

DISCONTINUED



Description

The RF 19 gold tactile switches have a 19 x 19 mm edge length, reliable gold contacts and a noticeable click. They are used in flat data entry keyboards under overlays or under keycaps, such as RAFI RK 90 keycaps.

Flat data entry keyboards with RF 19 elements should be constructed in a 23 mm grid. With this grid, strips of glue remain between the individual keys on the front panel. The overlay, which we recommend embossing above the key switches, can be glued onto these strips of glue.



technical data

> general

|  |  |
|--|--|
| Bezel color                                  | orange   |
| Luminous element color                       | yellow   |
| Operating temperature, min.                  | -25 °C   |
| Operating temperature, max.                  | 70 °C  |
| Storage temperature, min.                    | -25 °C   |
| Storage temperature, max.                    | 70 °C  |
| illuminated                                  | Yes  |
| Luminous elements                            | Full illumination 2 LEDs   |
| Soldering time for manual soldering, max.    | 5 sec  |
| Soldering temperature for manual soldering   | 350 °C   |
| Soldering temperature for wave soldering     | 260 °C   |
| Soldering                                    | Manual / wave  |
| Solder heat resistance according to standard | DIN EN 60068-2-20  |
| Packaging                                    | Tube   |
| Packaging unit                               | 25 pcs.  |
| Operating life                               | 1,000,000 cycles   |
| B10  | 1,300,000 cycles   |
| Environment resistance                       | IEC 60068-2-14<br>IEC 60068-2-30<br>IEC 60068-2-33<br>IEC 60068-2-78 |
| Minimum order quantity (MOQ)                 | 25 pcs.  |
| RoHS compliant                               | Yes  |
| REACH compliant                              | Yes  |

direct links

> RAFI eCatalog

> **mounting diameters**

|                           |          |
|---------------------------|----------|
| Outside dimension, length | 19.05 mm |
| Outside dimension, width  | 19.05 mm |
| Outside dimension, height | 9.7 mm   |
| Installation height       | 9.7 mm   |
| Grid, min.                | 23 mm    |

> **mechanical data**

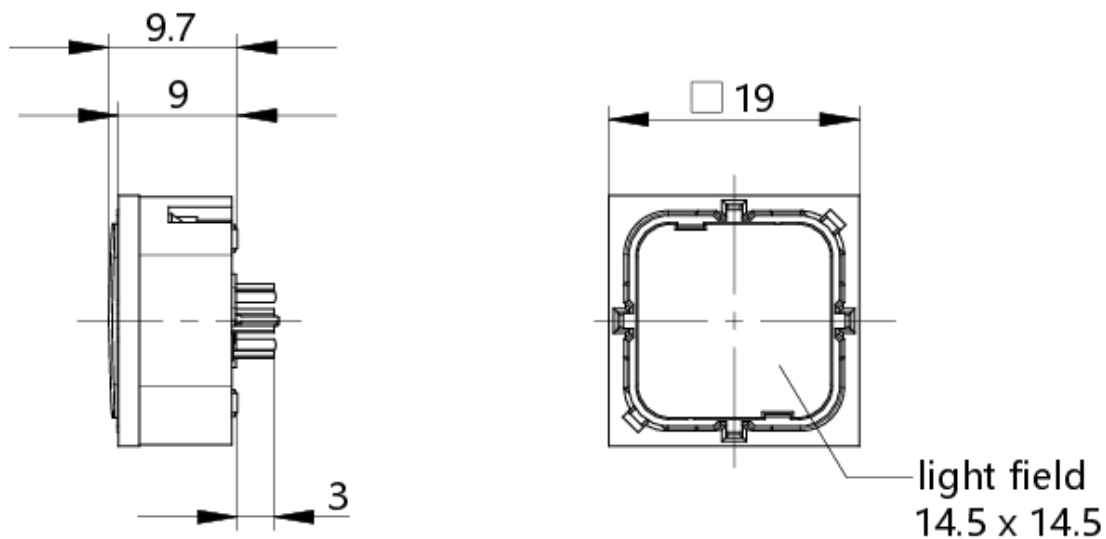
|                       |                            |
|-----------------------|----------------------------|
| Actuation function    | momentary contact function |
| Operating force, max. | 100 N                      |
| Operating force, min. | 2.9 ± 0.6 N                |
| Switching travel      | 0.5 <sup>+0.3</sup> mm     |
| Contact function      | 1 NO                       |
| Contact system        | Snap-action contact        |
| Contact material      | Gold                       |
| Fixing                | Soldering                  |
| Solderability         | Yes                        |
| Terminal on the rear  | THT                        |

> **electrical data**

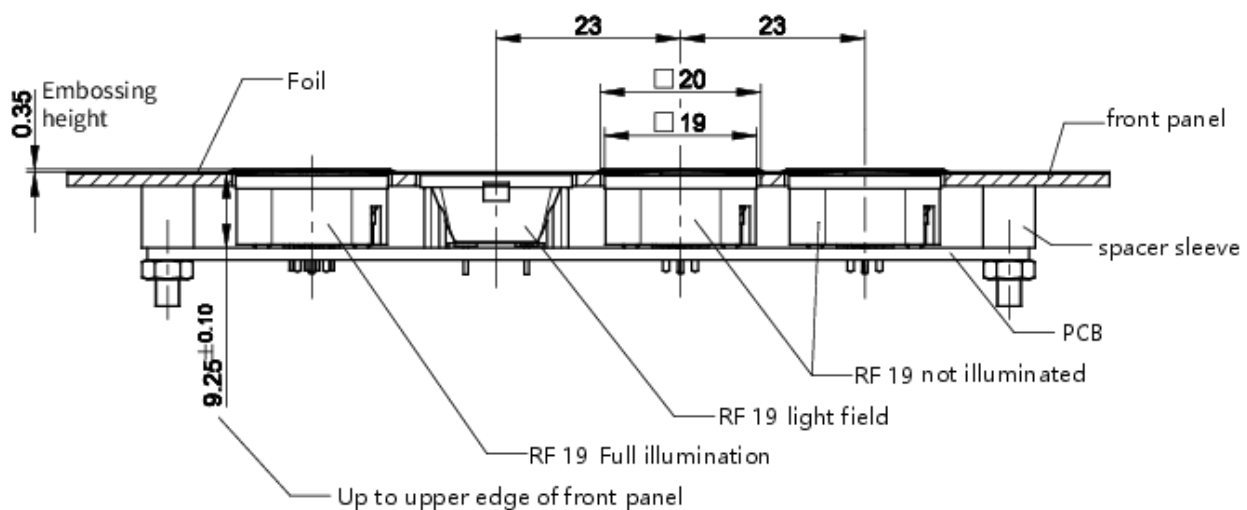
|   |           |
|---|-----------|
| Operating voltage of the luminous element, min. | 2 V       |
| Operating voltage of the luminous element, max. | 5 V       |
| Rated voltage, min.                             | 0.02 V    |
| Rated voltage, max.                             | 35 V      |
| Rated current, min.                             | 0.00001 A |
| Rated current, max.                             | 0.1 A     |
| Rated power, max.                               | 2 W       |
| dropping resistor                               | no        |

## drawings

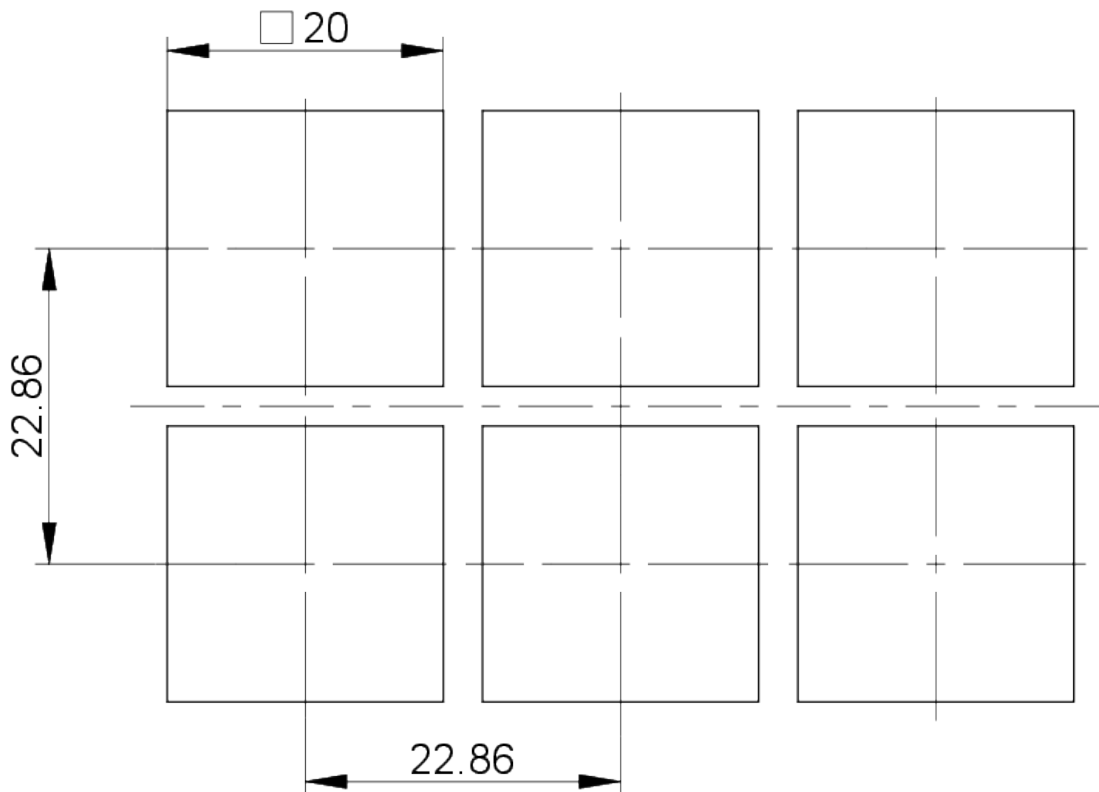
### Dimensioned drawing



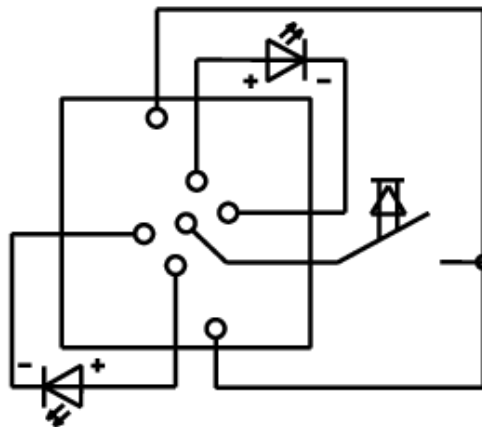
### System drawing



## front panel drawing



## Circuit diagram



Button full illumination