

# Data Sheet | Item Number: 733-366/105-604/997-406

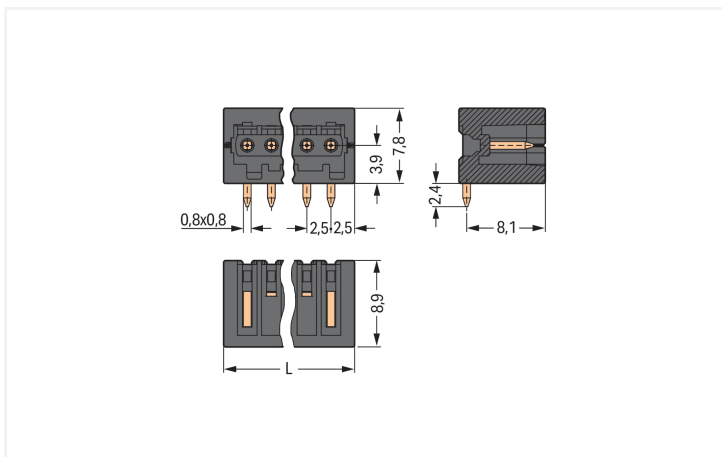
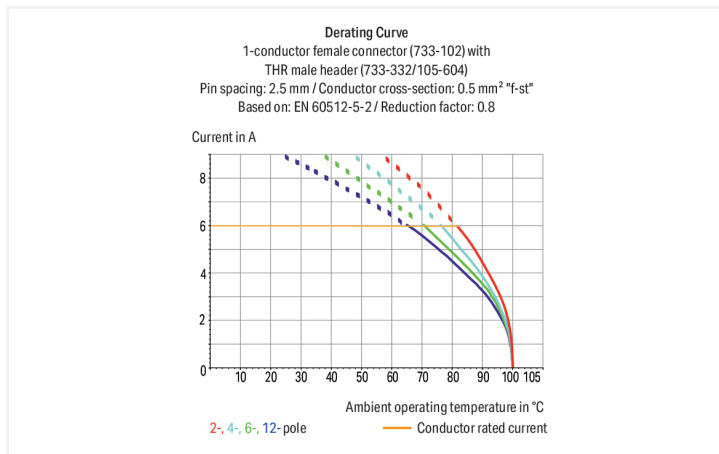
THR male header; 0.8 x 0.8 mm solder pin; angled; 100% protected against mismatching; in tape-and-reel packaging; Pin spacing 2.5 mm; 6-pole; black

<https://www.wago.com/733-366/105-604/997-406>

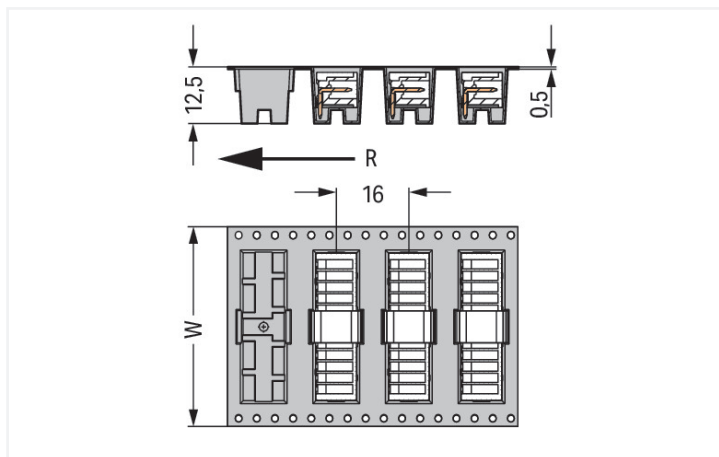


Color: ■ black

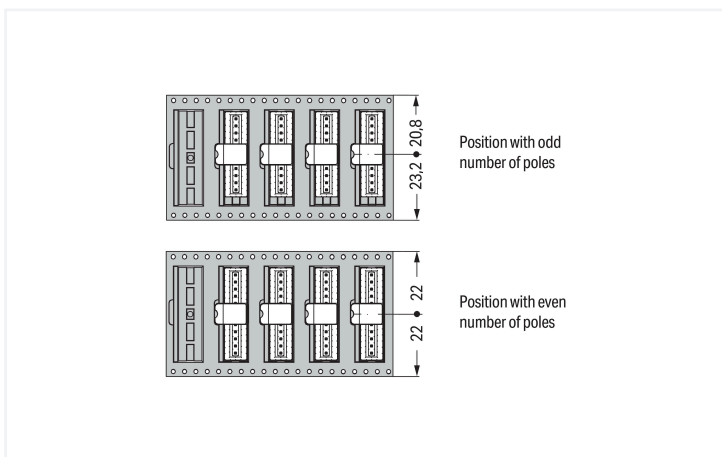
Similar to illustration



Dimensions in mm  
L = (pole no. + 1) x pin spacing



Dimensions in mm  
W = tape width R = feed direction



Dimensions in mm  
Pin position in tape-and-reel packaging



Male connector, 733 Series, black

Easy electrical installations are guaranteed with this male connector (item number 733-366/105-604/997-406). The item's dimensions are (17.5 x 10.2 x 8.9) mm (width x height x depth).

The contact surface is coated with tin. The pcb connector is designed for THR soldering.

**Notes**

<p>Safety Information</p> <p>Variants:</p>	<p>The MCS – MULTI CONNECTION SYSTEM includes connectors without breaking capacity in accordance with DIN EN 61984. When used as intended, these connectors must not be connected/disconnected when live or under load. When used as intended, these connectors must not be connected/disconnected when live or under load. The circuit design should ensure header pins, which can be touched, are not live when unmated.</p> <p>Other pole numbers Other solder pin lengths Gold-plated or partially gold-plated contact surfaces Other versions (or variants) can be requested from WAGO Sales or configured at <a href="https://configurator.wago.com/">https://configurator.wago.com/</a>.</p>
--	---

**Electrical data**

Ratings per	IEC/EN 60664-1			Approvals per	UL 1059		
Overvoltage category	III	III	II	Use group	B	C	D
Pollution degree	3	2	2	Rated voltage	150 V	-	-
Nominal voltage	80 V	160 V	320 V	Rated current	4 A	-	-
Rated impulse withstand voltage	2.5 kV	2.5 kV	2.5 kV				
Rated current	6 A	6 A	6 A				

Approvals per	CSA		
Use group	B	C	D
Rated voltage	150 V	-	-
Rated current	4 A	-	-

**Connection Data**

Total number of potentials	6	<b>Connection 1</b>	
Number of connection types	1	Pole number	6
Number of levels	1		

**Physical data**

Pin spacing	2.5 mm / 0.098 inches
Width	17.5 mm / 0.689 inches
Height	10.2 mm / 0.402 inches
Height from the surface	7.8 mm / 0.307 inches
Depth	8.9 mm / 0.35 inches
Solder pin length	2.4 mm
Solder pin dimensions	0.8 x 0.8 mm
Plated through-hole diameter (THR)	1.2 (+0.1) mm
Reel diameter of tape-and-reel packaging	330 mm
Tape width	44 mm

### Mechanical data

Variable coding	Yes
Anti-rotation protection	Yes

### Plug-in connection

Contact type (pluggable connector)	Male connector/plug
Connector (connection type)	for PCB
Mismating protection	Yes
Mating direction to the PCB	0°

### PCB contact

PCB contact	THR
Solder pin arrangement	over the entire male connector (in-line)
Number of solder pins per potential	1

### Material data

Note (material data)	<a href="#">Information on material specifications can be found here</a>
Color	black
Material group	I
Insulation material (main housing)	Polyphthalamide (PPA GF)
Flammability class per UL94	V0
Contact material	Electrolytic copper (E <sub>Cu</sub> )
Contact Plating	Tin
Fire load	0.023 MJ
Weight	1 g
MSL per J-STD 020D	1

### Environmental requirements

Limit temperature range	-60 ... +100 °C
Processing temperature	-35 ... +60 °C

### Commercial data

PU (SPU)	300 pcs
Packaging type	Bag
Country of origin	DE
GTIN	4045454815097
Customs tariff number	85366930000

### Product Classification

UNSPSC	39121409
eCl@ss 10.0	27-44-04-02
eCl@ss 9.0	27-44-04-02
ETIM 9.0	EC002637
ETIM 10.0	EC002637
ECCN	NO US CLASSIFICATION

**Environmental Product Compliance**

RoHS Compliance Status Compliant, No Exemption

**Downloads**

**Environmental Product Compliance**

Compliance Search ↓

**Documentation**

**Additional Information**

Technical Section	03.04.2019	pdf 2027.26 KB	↓
		pdf 535.32 KB	↓

**CAD/CAE-Data**

CAD data ↓

PCB Design ↓  
↓

**1 Compatible Products**

**1.1 System counterpart**

**1.1.1 Female connector/socket**



**Item No.: 733-106**  
 1-conductor female connector; CAGE CLAMP®; 0.5 mm²; Pin spacing 2.5 mm; 6-pole; 100% protected against mismatching; light gray

## 1.2 Optional Accessories

### 1.2.1 Coding

#### 1.2.1.1 Coding



Item No.: [733-331](#)

Coding key; snap-on type; black

## Installation Notes

### Mismatching protection



Male headers and female connectors are 100% protected against mismatching. Only mating halves with the same pole number can be connected.

## Coding



Coding a male header – fitting coding key (s).