| REVISIONS | | | | | |
|---|---|---|---|---|---|
| REV | ECO | DESCRIPTION | DATE | BY | APPR |
| B1 | - | RELEASE NEW DWG FORMAT | Feb.06,2014 | Tod | Tommy |
| B2 | - | UPDATE THE DURABILITY | Jun.27,2015 | Drack | Tommy |
| B3 | - | UPDATED | 04DEC15 | MRF | Tommy |
| B4 | - | UPDATED LOGO | 20APR16 | MRF | Tommy |

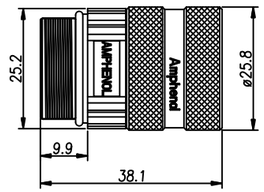



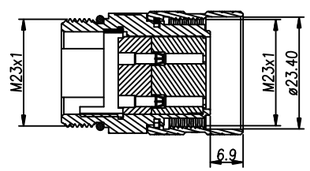


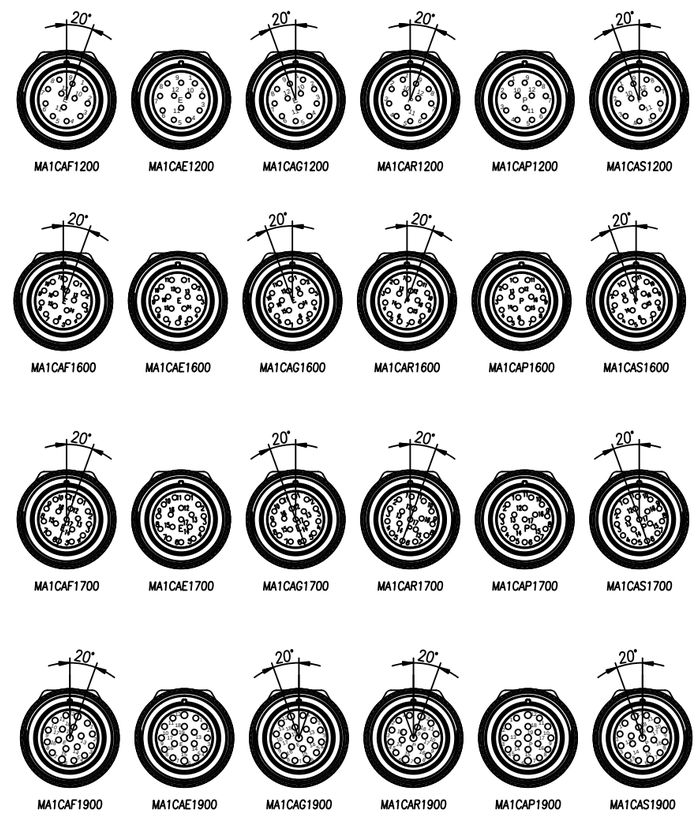


NOTES: UNLESS OTHERWISE SPECIFIED

1. MATERIAL:
   INSULATION INSERT: PA66,UL94 V0
   SEAL: VITON
   HOUSING BODY: ZINC DIE CAST, NICKEL PLATED
   COUPLING NUT: COPPER ALLOY, NICKEL PLATED

2. SPECIFICATIONS:
   2.1 CURRENT RATING: 10 AMPS - 12 POSITION
   9 AMPS - 16 POSITION
   9 AMPS - 17 POSITION
   7 AMPS - 19 POSITION
   2.2 VOLTAGE RATING: 160V AC/DC - 12 POSITION
   125V AC/DC - 16 POSITION
   125V AC/DC - 17 POSITION
   63V AC/DC - 19 POSITION
   2.3 OPERATING TEMPERATURE: -20°C TO +130°C
   2.4 DIELECTRIC WITHSTANDING VOLTAGE: LESS THAN 2 MILLIAMPS CURRENT LEAKAGE @ 2500 VOLTS AC.
   2.5 DEGREE OF PROTECTION: IP67 ( MATED CONDITION )
   2.6 DEGREE OF POLLUTION: 3 PER UL840
   2.7 OVERVOLTAGE CATEGORY: III PER UL840
   2.8 MATING CYCLE DURABILITY: >500 CYCLES
   2.9 RoHS COMPLIANT

3. ALL DIMENSIONS ARE FOR REFERENCE USE ONLY.

| QUANTITY | PART NUMBER | DESCRIPTION | ITEM |
|---|---|---|---|
| - | MA1CAS1900 | M23, PLUG, ST, 19POS, P TYPE, KEYED "S" | 27 |
| - | MA1CAR1900 | M23, PLUG, ST, 19POS, P TYPE, KEYED "R" | 26 |
| - | MA1CAP1900 | M23, PLUG, ST, 19POS, P TYPE | 25 |
| - | MA1CAG1900 | M23, PLUG, ST, 19POS, E TYPE, KEYED "G" | 24 |
| - | MA1CAF1900 | M23, PLUG, ST, 19POS, E TYPE, KEYED "F" | 23 |
| - | MA1CAE1900 | M23, PLUG, ST, 19POS, E TYPE | 22 |
| | | | 21 |
| - | MA1CAS1700 | M23, PLUG, ST, 17POS, P TYPE, KEYED "S" | 20 |
| - | MA1CAR1700 | M23, PLUG, ST, 17POS, P TYPE, KEYED "R" | 19 |
| - | MA1CAP1700 | M23, PLUG, ST, 17POS, P TYPE | 18 |
| - | MA1CAG1700 | M23, PLUG, ST, 17POS, E TYPE, KEYED "G" | 17 |
| - | MA1CAF1700 | M23, PLUG, ST, 17POS, E TYPE, KEYED "F" | 16 |
| - | MA1CAE1700 | M23, PLUG, ST, 17POS, E TYPE | 15 |
| | | | 14 |
| - | MA1CAS1600 | M23, PLUG, ST, 16POS, P TYPE, KEYED "S" | 13 |
| - | MA1CAR1600 | M23, PLUG, ST, 16POS, P TYPE, KEYED "R" | 12 |
| - | MA1CAP1600 | M23, PLUG, ST, 16POS, P TYPE | 11 |
| - | MA1CAG1600 | M23, PLUG, ST, 16POS, E TYPE, KEYED "G" | 10 |
| - | MA1CAF1600 | M23, PLUG, ST, 16POS, E TYPE, KEYED "F" | 9 |
| - | MA1CAE1600 | M23, PLUG, ST, 16POS, E TYPE | 8 |
| | | | 7 |
| - | MA1CAS1200 | M23, PLUG, ST, 12POS, P TYPE, KEYED "S" | 6 |
| - | MA1CAR1200 | M23, PLUG, ST, 12POS, P TYPE, KEYED "R" | 5 |
| - | MA1CAP1200 | M23, PLUG, ST, 12POS, P TYPE | 4 |
| - | MA1CAG1200 | M23, PLUG, ST, 12POS, E TYPE, KEYED "G" | 3 |
| - | MA1CAF1200 | M23, PLUG, ST, 12POS, E TYPE, KEYED "F" | 2 |
| - | MA1CAE1200 | M23, PLUG, ST, 12POS, E TYPE | 1 |

MATERIALS LIST

UNLESS OTHERWISE SPECIFIED
1) All dimensions are in metric(mm).
2) Tolerances are as follows:
1 PL DEC ±0.30 | Fractions ±1/64
2 PL DEC ±0.15 | Angles ±1°
3 PL DEC ±0.08
3) Note reference = X

MATERIAL SPECIFICATIONS:

PROCESS SPECIFICATIONS:

NEXT ASS'Y:

| SIGNATURES | | DATE |
|---|---|---|
| DRAWN: | Drack | Jun.27,2015 |
| CHECKED: | | |
| ENGINEER: | | |
| APPROVAL: | | |
| CUSTOMER: | | |

THIS DRAWING IS SUPPLIED FOR INFORMATION ONLY. DESIGN FEATURES, SPECIFICATIONS AND PERFORMANCE DATA SHOWN HEREON ARE THE PROPERTY OF THE AMPHENOL CORPORATION. NO RIGHTS OF REPRODUCTION ARE IMPLIED. ALL DIMENSIONS ARE SUBJECT TO NORMAL MANUFACTURING VARIATIONS.

Amphenol

Sine Systems - www.amphenol-sine.com
44724 Morley Drive
Clinton Township, MI 48036

M23, PLUG, STRAIGHT, THREADED

| SIZE | TYPE | DWG NO: | REVISION |
|---|---|---|---|
| B | C- | MA1CAxxx00 | B4 |

SCALE: NONE | C-MA1CAxxx00 | SHEET 1 OF 1

TITLE: M23, PLUG, STRAIGHT, THREADED

DWG NO: MA1CAxxx00

REV: B4

SH: 1

OF: 1

Downloaded from Arrow.com.