

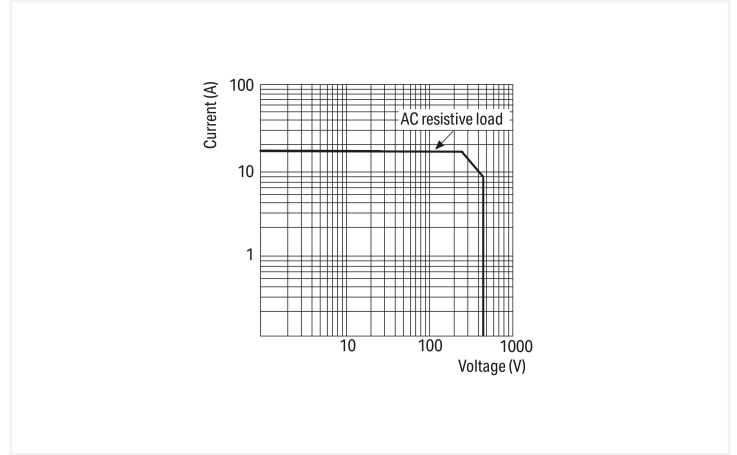
Data Sheet | Item Number: 789-323

Relay module; Nominal input voltage: 24 VDC; 1 make contact; Limiting continuous current: 16 A; for lamp loads; Manual/OFF/Auto switch; Red status indicator; Module width: 18 mm; 2,50 mm²; gray

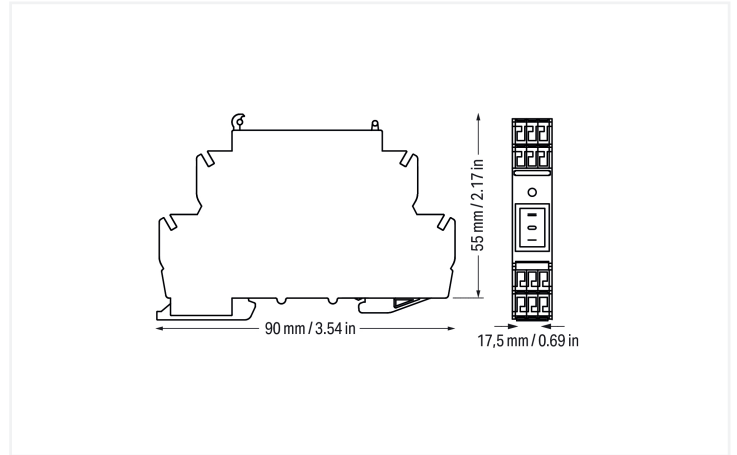
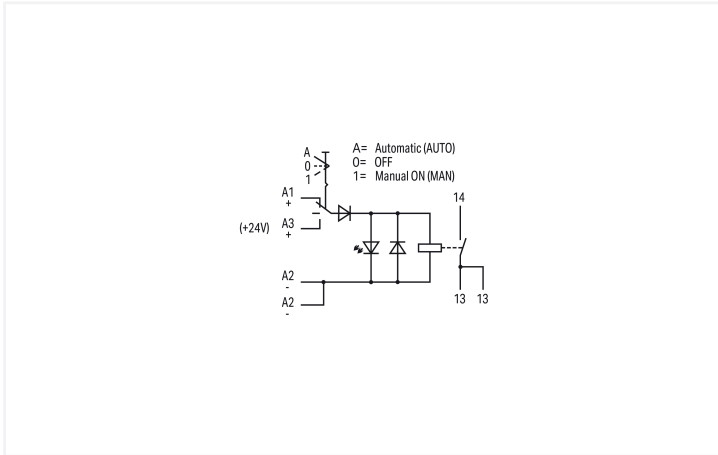
<https://www.wago.com/789-323>



Color: ■ gray



Load limit curve



Short description:

WAGO's switching relays (789 Series) serve a wide variety of applications, from basic lighting control – homes, hotels and commercial structures – to comprehensive industrial control cabinets. Just 17.5 mm (0.689 inch) wide, the compact DIN-rail-mount enclosure is ideal for distribution boards and meter cabinets.

Notes

Note

To protect the relay coils and contacts, inductive loads must be dampened with an effective protection circuit.

Technical data

Control circuit

Nominal input voltage U_N	24 VDC
Input voltage range	-15 ... +20 %
Nominal input current at U_N	19 mA
Power loss (max.) $P_{I(max)}$	0.7 W

Load circuit

Number of make/switch-on contacts	1
Contact material (relay)	AgSnO ₂
Limiting continuous current	16 A
Inrush current (resistive) max.	(AC) 120 A / 0.05 s
Switching Voltage, Max.	250 VAC
Switching power (resistive) max.	AC 4000 VA
Recommended minimum load	12 V / 10 mA
Pull-in time (typ.)	15 ms
Drop-out time (typ.)	5 ms
Electrical life (NO; resistive load; 23 °C)	100 x 10 ³ switching operations
Mechanical life	10 x 10 ⁶ switching operations

Signaling

Status indicator	Red LED
------------------	---------

Safety and protection

Rated Voltage	300 V
Overtoltage category	III
Pollution degree	2
Dielectric strength (control/load circuit) (AC, 1 min)	4 kVrms
Dielectric strength (open contact) (AC, 1 min)	1 kVrms
Insulation type (control/load circuit)	Reinforced insulation (safe isolation)
Insulation type (open contact)	Functional insulation
Insulation type (adjacent devices)	Reinforced insulation (safe isolation)
Protection type	IP20

Connection Data

Connection technology	CAGE CLAMP®
Solid conductor	0.2 ... 2.5 mm ² / 24 ... 14 AWG
Fine-stranded conductor	0.2 ... 2.5 mm ² / 24 ... 14 AWG
Strip length	9 ... 10 mm / 0.35 ... 0.39 inches

Physical data

Width	17.5 mm / 0.689 inches
Height	90 mm / 3.543 inches
Depth from upper-edge of DIN-rail	55 mm / 2.165 inches

Mechanical data

Housing design	DIN-rail-mount enclosure
Mounting type	DIN-35 rail

Material data

Note (material data)	Information on material specifications can be found here
Color	gray
Fire load	5.136 MJ
Weight	54.2 g

Environmental requirements

Ambient temperature (operation at U_N)	-20 ... +40 °C
Ambient temperature (storage)	-40 ... +70 °C
Processing temperature	-25 ... +50 °C
Temperature range of connection cable	$\geq (T_{\text{ambient}} + 30 \text{ K})$
Relative humidity	$\leq 75 \%$ (no condensation permissible)
Operating altitude (max.)	2000 m

Standards and Specifications

Standards/specifications	EN 61010-2-201
--------------------------	----------------

Commercial data

Product Group	6 (INTERFACE ELECTRONIC)
PU (SPU)	10 (1) pcs
Packaging type	Box
Country of origin	DE
GTIN	4045454550608
Customs tariff number	85364900990

Product Classification

UNSPSC	39122334
eCl@ss 10.0	27-14-23-09
eCl@ss 9.0	27-14-23-09
ETIM 9.0	EC001437
ETIM 10.0	EC001437
ECCN	NO US CLASSIFICATION

Environmental Product Compliance

CAS-No.	7439-92-1 79-94-7
REACH Candidate List Substance	2,2',6,6'-tetrabromo-4,4'-isopropylidenediphenol Lead
RoHS Compliance Status	Compliant,With Exemption
RoHS Exemption	7(a)
SCIP notification number (Bulgaria)	04d62323-a5d8-4624-ab8c-cd7d193bc386
SCIP notification number (Czech Republic)	5f71289a-02f6-48a4-9c1b-34b706ba1bee

Approvals / Certificates

General approvals

Declarations of conformity and manufacturer's declarations



Approval	Standard	Certificate Name
EAC GZO Almaty Standart	TP TC 004/2011	EAC CoC 03084

Approval	Standard	Certificate Name
EU-Declaration of Conformity WAGO GmbH & Co. KG	-	-
UK-Declaration of Conformity WAGO GmbH & Co. KG	-	-

Downloads

Environmental Product Compliance

Compliance Search

Environmental Product Compliance 789-323



Documentation

Bid Text

789-323	19.02.2019	xml 4.43 KB	
789-323	20.02.2019	docx 16.77 KB	
ausschreiben.de 789-323			

Instruction Leaflet

Operation and Assembly Instructions Interface	V 1.0.0 02.04.2025	pdf 1246.19 KB	
---	-----------------------	-------------------	--

CAD/CAE-Data

CAD data

2D/3D Models 789-323



CAE data

EPLAN Data Portal 789-323	
WSCAD Universe 789-323	
ZUKEN Portal 789-323	

1 Compatible Products

1.1 Optional Accessories

1.1.1 Ferrule

1.1.1.1 Ferrule



Item No.: 216-241

Ferrule; Sleeve for 0.5 mm² / 20 AWG; insulated; electro-tin plated; electrolytic copper; gastight crimped; acc. to DIN 46228, Part 4/09.90; white



Item No.: 216-242

Ferrule; Sleeve for 0.75 mm² / 18 AWG; insulated; electro-tin plated; electrolytic copper; gastight crimped; acc. to DIN 46228, Part 4/09.90; gray



Item No.: 216-243

Ferrule; Sleeve for 1 mm² / AWG 18; insulated; electro-tin plated; electrolytic copper; gastight crimped; acc. to DIN 46228, Part 4/09.90; red



Item No.: 216-244

Ferrule; Sleeve for 1.5 mm² / AWG 16; insulated; electro-tin plated; electrolytic copper; gastight crimped; acc. to DIN 46228, Part 4/09.90; black

1.1.2 Jumper

1.1.2.1 Jumper



Item No.: 789-112

Jumper; 12-way; silver-colored

1.1.3 Tool

1.1.3.1 Operating tool




Item No.: 210-720

Operating tool; Blade: 3.5 x 0.5 mm; with a partially insulated shaft; multicoloured


Installation Notes

Conductor termination



Inserting a conductor.

Commoning



Easy commoning via adjacent jumpers.

Marking



Marking via Mini-WSB Quick Marking System.