Copyright FCI.

FCIconnect.com

PRODUCT NUMBER	PITCH
HSxx50x000J0G	7.62mm

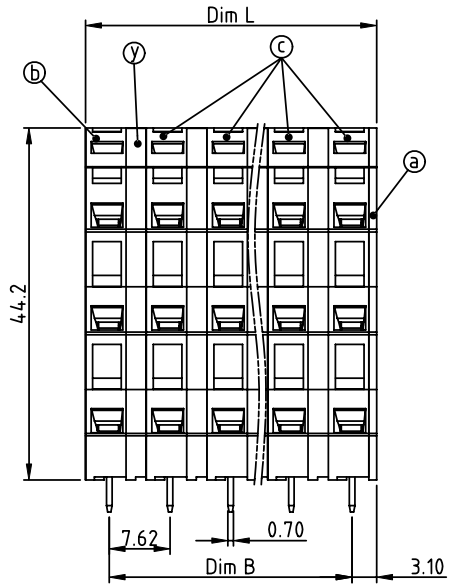

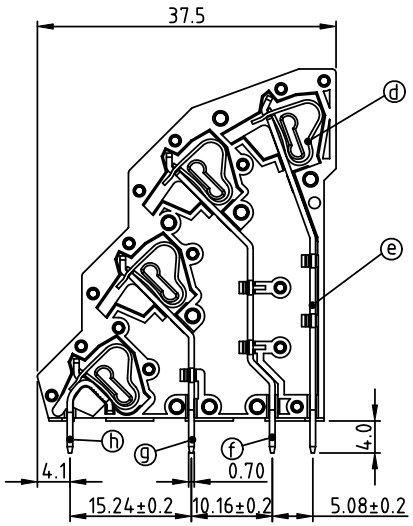

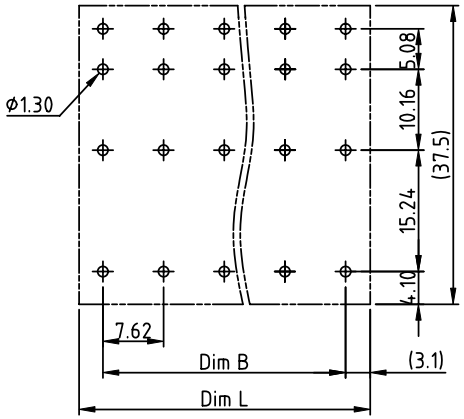

RECOMMENDED P.C.B LAYOUT
TOP VIEW

Material:
- Item ⓐ Insulator(Cover): Thermoplastic (UL94V-0)
- Item ⓑ Insulator(Side housing): Thermoplastic (UL94V-0)
- Item ⓒ Insulator(Middle housing): Thermoplastic (UL94V-0)
- Item ⓓ Spring clamp: Stainless steel
- Item ⓔ Solder Pin (The fourth layer) : Brass, Tin plated
- Item ⓕ Solder Pin (The third layer) : Brass, Tin plated
- Item ⓖ Solder Pin (The second layer) : Brass, Tin plated
- Item ⓗ Solder Pin (The first layer) : Brass, Tin plated
- Item ⓨ Insulator(pad board): Thermoplastic (UL94V-0)

Electrical:	cULus
Voltage rating:	300V
Current rating:	10A
Wire range:	
Solid wire(AWG):	12-28
Stranded wire(AWG):	12-28
Wire strip length:	6-7mm
Withstanding Voltage:	1.6KV
Operating temperature:	-40°C to +115°C
Soldering temperature:	260°C±5°C/5 Sec
Safety Approval:	c UL us

N=Number of poles
Dim L=N/4×7.62+1.0
Dim B=(N/4-1)×7.62

Poles	Dim L	Dim B
4×2p-4×4p	±0.15	±0.15
4×5p-4×8p	±0.25	±0.25
4×9p-4×12p	±0.35	±0.30
4×12p-4×16p	±0.45	±0.40

PART NO.: HS xx 50 x 000J0 G

No. of poles
End Stackable
08 4x2 poles
12 4x3 poles
... ...
64 4x16 poles

Color
0 Black (RAL9005)
2 Red (RAL3001/D)
3 Orange(RAL2011/P)
4 Yellow(RAL1018/A)
5 Green(RAL6018/T)
6 Blue (RAL5015/A)
8 Grey(RAL7004/P)
9 White(RAL1102)
C Multiple colors

RoHS compliant
(lead<4%)
In copper Alloy

mat'l. code				surface ASME Y14.5	tolerance ASME Y14.5	projection	product family TERMINAL BLOCK
ltr	ecn no	dr	date	tolerances unless otherwise specified			title
				angles	linear X.±0.5 / X.X±0.3 / X.XX±0.1	MM	TERMINAL BLOCK SPRING CLAMP,45D WIRE INLET,4-LEVEL, PARALLEL TYPE
				X°±1°		scale	
				dr	EVIN ZHONG 053014	FCI	dwg no HSxx50x000J0G sheet 1 of 1 size A4
				engr	EVIN ZHONG 053014		
				chr	HANKE FENG 053014		
				appd	SHI JUN 053014		type CUSTOMER Drawing
sheet index	revision	A					
	sheet	1					

Downloaded from Arrow.com.