

	Production (NRND)
Product Status	Recommended Alternate Part No. : VLS201610CX-1R0M-1 (Interchangeability is not guaranteed.)
Applications	Commercial Grade
Feature	Wire WoundWire Wound ShieldMagnetic Shield Ferrite CoreFerrite Core
Series Type	VLS-E
Brand	TDK
Environmental Compliance	<div><div>RoHS</div><div>REACH</div><div>Halogen Free</div><div>Lead Free</div></div>



Size	
Length(L)	2.00mm ±0.10mm
Width(W)	1.60mm ±0.10mm
Thickness Height	1.20mm Max.
Recommended Land Pattern (A)	0.65mm Nom.
Recommended Land Pattern (B)	0.70mm Nom.
Recommended Land Pattern (C)	1.60mm Nom.

Electrical Characteristics	
Inductance	1μH ±30% at 1MHz
Rated Current (L Change) [Typ.]	1.65A (30% Down)
Rated Current (L Change) [Max.]	1.5A (30% Down)
Rated Current (Temperature Rise) [Typ.]	1.65A (40°C Rise)
Rated Current (Temperature Rise) [Max.]	
DC Resistance [Typ.]	77mΩ
DC Resistance [Max.]	93mΩ
Rated Voltage [Max.]	
Self Resonant Frequency [Min.]	
Self Resonant Frequency [Typ.]	
Q [Min.]	
Q [Typ.]	

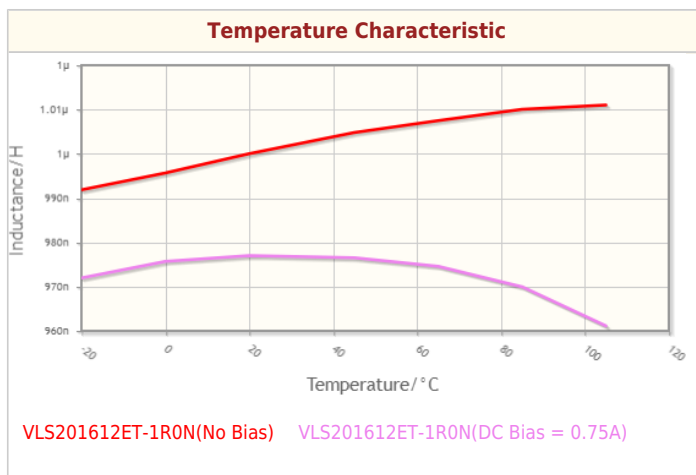
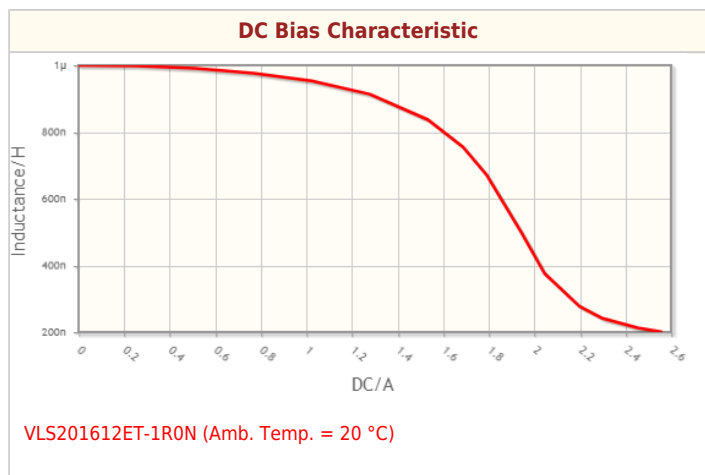
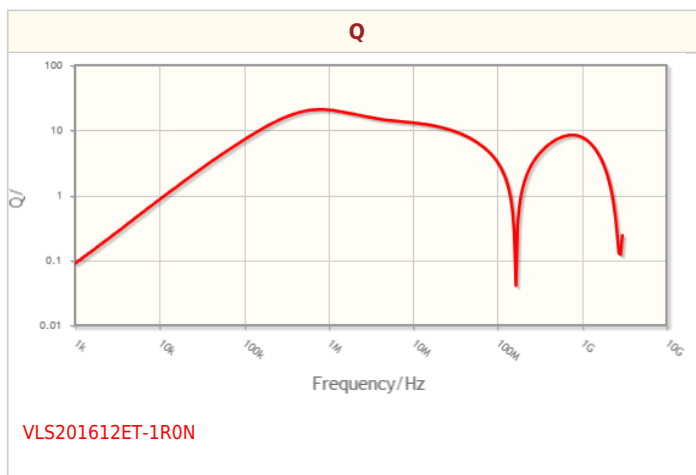
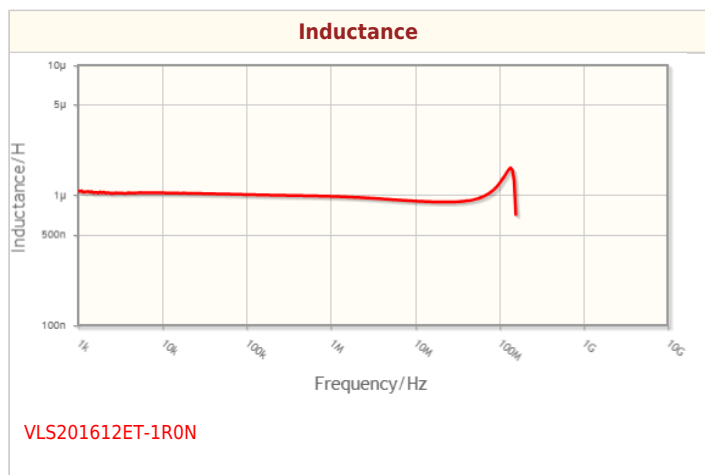
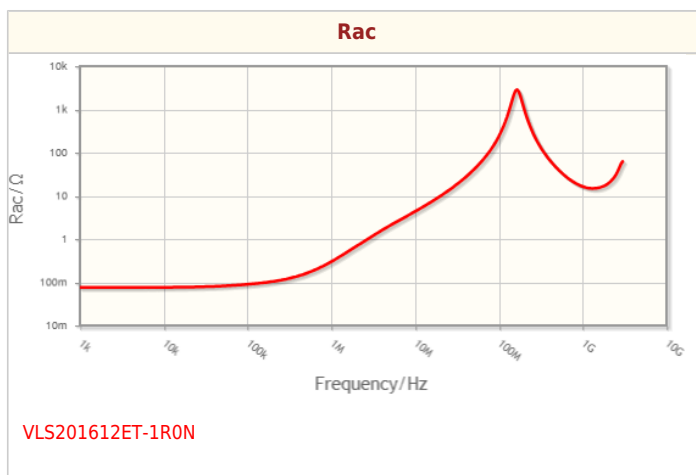
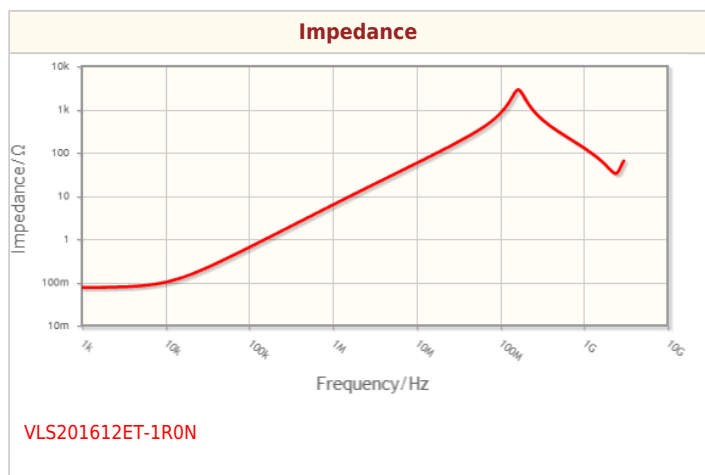
Other	
Operating Temp. Range	-40 to 105°C (Including Self-Temp. Rise)
Soldering Method	Reflow
AEC-Q200	NO
Packing	Embossed (Plastic)Taping [180mm Reel]

! Images are for reference only and show exemplary products.
! This PDF document was created based on the data listed on the TDK Corporation website.
! All specifications are subject to change without notice.

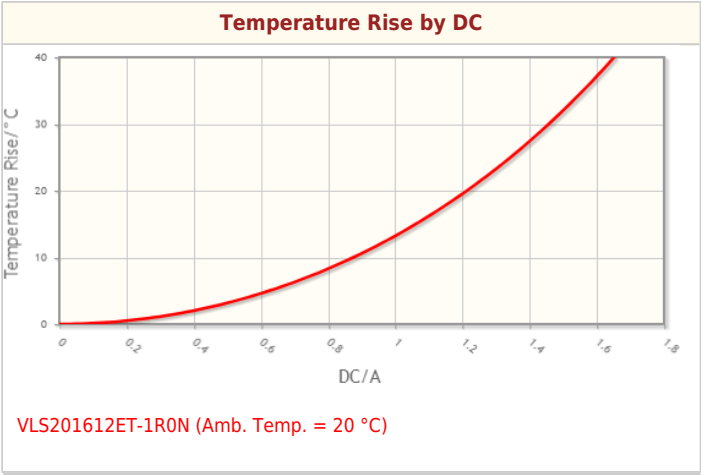
Package Quantity	2000pcs
Weight	0.014g

VLS201612ET-1R0N

Characteristic Graphs(This is reference data, and does not guarantee the products characteristics.)



Characteristic Graphs(This is reference data, and does not guarantee the products characteristics.)



Associated Images

