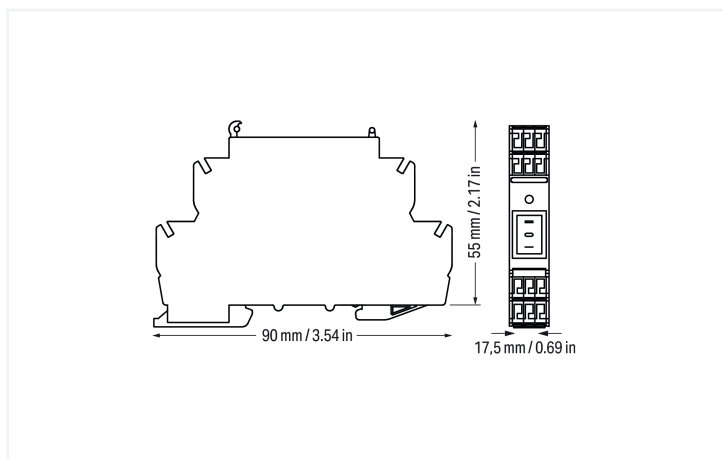
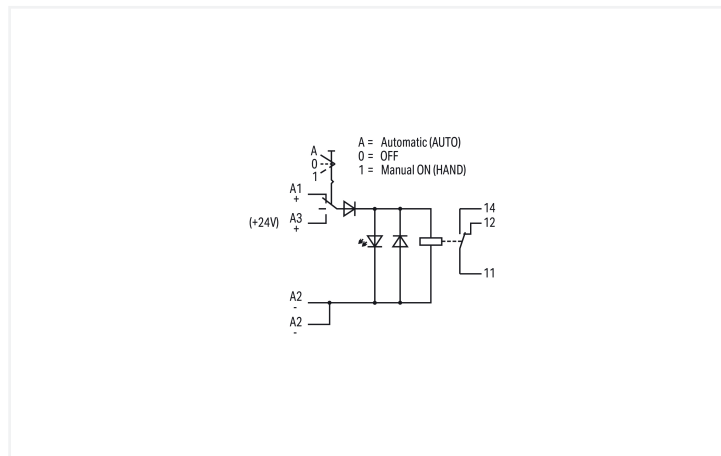


Data Sheet | Item Number: 789-326

Relay module; Nominal input voltage: 24 VDC; 1 changeover contact; Limiting continuous current: 12 A; for lamp loads; Manual/OFF/Auto switch; Red status indicator; Module width: 18 mm



<https://www.wago.com/789-326>



Short description:

WAGO's switching relays (789 Series) serve a wide variety of applications, from basic lighting control – homes, hotels and commercial structures – to comprehensive industrial control cabinets. Just 17.5 mm (0.689 inch) wide, the compact DIN-rail-mount enclosure is ideal for distribution boards and meter cabinets.

Notes

Note

To protect the relay coils and contacts, inductive loads must be dampened with an effective protection circuit.

Technical data

Control circuit

Nominal input voltage U_N 24 VDC

Input voltage range -15 ... +20 %

Nominal input current at U_N 19 mA

Power loss (max.) $P_{I(max)}$ 0.7 W

Load circuit

Number of changeover/switchover contacts 1

Contact material (relay) AgSnO₂

Limiting continuous current 12 A

Inrush current (resistive) max. (AC) 120 A / 0.05 s

Switching Voltage, Max. 250 VAC

Switching power (resistive) max. AC 3000 VA

Recommended minimum load 12 V / 10 mA

Load circuit

Pull-in time (typ.)	15 ms
Drop-out time (typ.)	5 ms
Electrical life (NO; resistive load; 23 °C)	100 x 10 ³ switching operations
Mechanical life	10 x 10 ⁶ switching operations

Signaling

Status indicator	Red LED
------------------	---------

Safety and protection

Rated Voltage	300 V
Overvoltage category	III
Pollution degree	2
Dielectric strength (control/load circuit) (AC, 1 min)	4 kVrms
Dielectric strength (open contact) (AC, 1 min)	1 kVrms
Insulation type (control/load circuit)	Reinforced insulation (safe isolation)
Insulation type (open contact)	Functional insulation
Insulation type (adjacent devices)	Reinforced insulation (safe isolation)
Protection type	IP20

Connection Data

Connection technology	CAGE CLAMP®
Solid conductor	0.2 ... 2.5 mm ² / 24 ... 14 AWG
Fine-stranded conductor	0.2 ... 2.5 mm ² / 24 ... 14 AWG
Strip length	9 ... 10 mm / 0.35 ... 0.39 inches

Physical data

Width	17.5 mm / 0.689 inches
Height	90 mm / 3.543 inches
Depth from upper-edge of DIN-rail	55 mm / 2.165 inches

Mechanical data

Housing design	DIN-rail-mount enclosure
Mounting type	DIN-35 rail

Material data

Note (material data)	Information on material specifications can be found here
Fire load	6.036 MJ
Weight	55 g

Environmental requirements

Ambient temperature (operation at U _N)	-20 ... +40 °C
Ambient temperature (storage)	-40 ... +70 °C
Processing temperature	-25 ... +50 °C
Temperature range of connection cable	≥ (T _{ambient} + 30 K)
Relative humidity	≤ 75 % (no condensation permissible)
Operating altitude (max.)	2000 m

Standards and Specifications

Standards/specifications	EN 61010-2-201
--------------------------	----------------

Commercial data

Product Group	6 (INTERFACE ELECTRONIC)
PU (SPU)	10 (1) pcs
Packaging type	Box
Country of origin	DE
GTIN	4045454594831
Customs tariff number	85364900990

Product Classification

UNSPSC	39122334
eCl@ss 10.0	27-14-23-09
eCl@ss 9.0	27-14-23-09
ETIM 9.0	EC001437
ETIM 10.0	EC001437
ECCN	NO US CLASSIFICATION

Environmental Product Compliance

CAS-No.	7439-92-1 79-94-7
REACH Candidate List Substance	2,2',6,6'-tetrabromo-4,4'-isopropylidenediphenol Lead
RoHS Compliance Status	Compliant, No Exemption
SCIP notification number (Bulgaria)	d8c9526c-66f4-4dc0-b91b-36d4c41430ee
SCIP notification number (Czech Republic)	fe9dab36-7294-4893-98f6-2119923ee5d7

Approvals / Certificates

General approvals



Approval	Standard	Certificate Name
EAC GZO Almaty Standart	TP TC 004/2011	EAC CoC 03084

Declarations of conformity and manufacturer's declarations

Approval	Standard	Certificate Name
EU-Declaration of Conformity WAGO GmbH & Co. KG	-	-
UK-Declaration of Conformity WAGO GmbH & Co. KG	-	-

Downloads

Environmental Product Compliance

Compliance Search

Environmental Product Compliance 789-326



Documentation

Bid Text

789-326	20.02.2019	docx 16.78 KB	
789-326	19.02.2019	xml 4.43 KB	
ausschreiben.de 789-326			

Instruction Leaflet

Operation and Assembly Instructions Interface	V 1.0.0 02.04.2025	pdf 1246.19 KB	
---	-----------------------	-------------------	--

CAD/CAE-Data

CAD data

2D/3D Models 789-326	
----------------------	--

CAE data

EPLAN Data Portal 789-326	
WSCAD Universe 789-326	
ZUKEN Portal 789-326	

1 Compatible Products

1.1 Optional Accessories

1.1.1 Ferrule

1.1.1.1 Ferrule



Item No.: 216-241

Ferrule; Sleeve for 0.5 mm² / 20 AWG; insulated; electro-tin plated; electrolytic copper; gastight crimped; acc. to DIN 46228, Part 4/09.90; white

Item No.: 216-242

Ferrule; Sleeve for 0.75 mm² / 18 AWG; insulated; electro-tin plated; electrolytic copper; gastight crimped; acc. to DIN 46228, Part 4/09.90; gray

Item No.: 216-243

Ferrule; Sleeve for 1 mm² / AWG 18; insulated; electro-tin plated; electrolytic copper; gastight crimped; acc. to DIN 46228, Part 4/09.90; red

Item No.: 216-244

Ferrule; Sleeve for 1.5 mm² / AWG 16; insulated; electro-tin plated; electrolytic copper; gastight crimped; acc. to DIN 46228, Part 4/09.90; black

1.1.2 Jumper

1.1.2.1 Jumper



Item No.: 789-112

Jumper; 12-way; silver-colored

1.1.3 Tool

1.1.3.1 Operating tool




Item No.: 210-720

Operating tool; Blade: 3.5 x 0.5 mm; with a partially insulated shaft; multicoloured


Installation Notes

Conductor termination



Inserting a conductor.

Commoning



Easy commoning via adjacent jumpers.

Marking



Marking via Mini-WSB Quick Marking System.