Data Sheet | Item Number: 858-507

Relay module; Nominal input voltage: 115 VAC; 4 changeover contacts; Limiting continuous current: 5 A; with manual operation; Red status indicator; Module width: 31 mm

https://www.wago.com/858-507



Similar to illustration

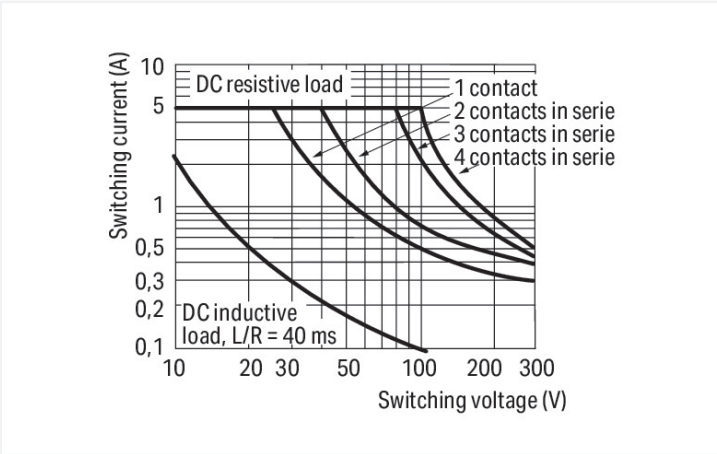

DC load limit curve

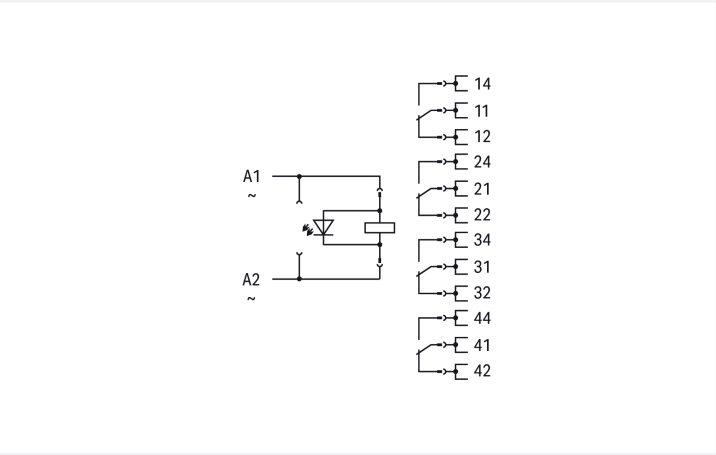

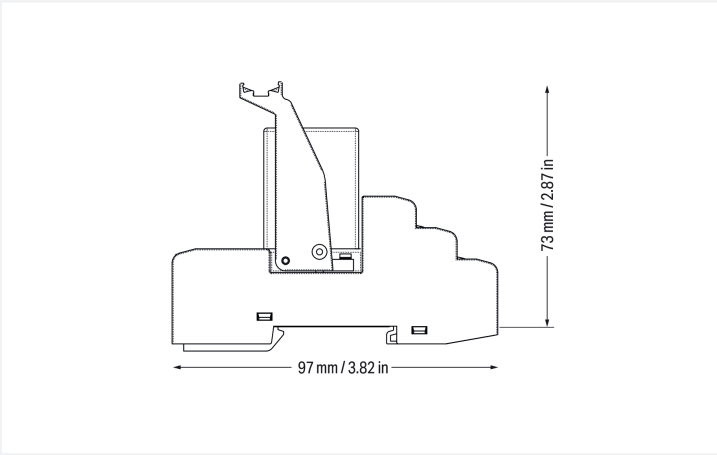

Technical data

Control circuit

Nominal input voltage U_N	115 VAC
Input voltage range	-20 ... +10 %
Nominal input current at U_N	10 mA

Load circuit

Number of changeover/switchover contacts	4
Contact material (relay)	$AgSnO_2$
Limiting continuous current	5 A
Inrush current (resistive) max.	(AC) 15 A / 4 s
Switching Voltage, Max.	250 VAC
Switching power (resistive) max.	AC 1250 VA; DC (see load limit curve)
Utilization category	AC-15: 1 A / 240 VAC DC-13: 2 A / 24 VDC
Recommended minimum load	12 V / 100 mA
Pull-in time (typ.)	25 ms
Drop-out time (typ.)	35 ms
Bounce time (typ.)	4 ms
Electrical life (NO; resistive load; 23 °C)	100 x 10^3 switching operations
Mechanical life	20 x 10^6 switching operations

Downloaded from Arrow.com.

Signaling

Status indicator	Red LED Mechanical

Safety and protection

Rated Voltage	300 V
Rated impulse withstand voltage	2.5 kV
Overvoltage category	II
Pollution degree	2
Dielectric strength (control/load circuit) (AC, 1 min)	1.5 kVrms
Dielectric strength (open contact) (AC, 1 min)	1 kVrms
Dielectric strength (load/load circuit) (AC, 1 min)	1.5 kVrms
Insulation type (control/load circuit)	Basic insulation
Insulation type (open contact)	Functional insulation
Insulation type (load/load circuit)	Basic insulation
Insulation type (adjacent devices)	Reinforced insulation (safe isolation)
Protection type	IP20

Connection Data

Connection technology	Push-in CAGE CLAMP®
Solid conductor	0.34 … 1.5 mm² / 22 … 16 AWG
Fine-stranded conductor	0.34 … 1.5 mm² / 22 … 16 AWG
Strip length	9 … 10 mm / 0.35 … 0.39 inches
Note (conductor cross-section)	2 x 0.34 … 2 x 1.5 mm² / 1 x 2.5 mm² / 2 x 22 … 2 x 16 AWG

Physical data

Width	31 mm / 1.22 inches
Height	97 mm / 3.819 inches
Depth from upper-edge of DIN-rail	73 mm / 2.874 inches

Mechanical data

Mounting type	DIN-35 rail
Mounting position	horizontal (standing/lying); vertical

Material data

Note (material data)	Information on material specifications can be found here
Fire load	1.129 MJ
Weight	96.8 g

Environmental requirements

Ambient temperature (operation at U_N)	-25 … +70 °C
Ambient temperature (storage)	-40 … +70 °C
Processing temperature	-25 … +50 °C
Temperature range of connection cable	≥ ($T_{ambient}$ + 25 K)
Relative humidity	5 … 85 %
Operating altitude (max.)	2000 m

Downloaded from Arrow.com.

Standards and Specifications

Standards/specifications	EN 61010-2-201 EN 61810-1 EN 61373 UL 508 (max. 50 °C)

Basic relay

WAGO Basic Relay	858-158

Commercial data

Product Group	6 (INTERFACE ELECTRONIC)
PU (SPU)	5 pcs
Packaging type	Box
Country of origin	CN
GTIN	4055143567763
Customs tariff number	85364900990

Product Classification

UNSPSC	39122334
eCl@ss 10.0	27-37-16-01
eCl@ss 9.0	27-37-16-01
ETIM 9.0	EC001437
ETIM 10.0	EC001437
ECCN	NO US CLASSIFICATION

Environmental Product Compliance

RoHS Compliance Status	Compliant,No Exemption

Approvals / Certificates

General approvals

Approval	Standard	Certificate Name
EAC GZO Almaty Standart	TP TC 004/2011	EAC CoC 03084

Declarations of conformity and manufacturer's declarations

Approval	Standard	Certificate Name
EU-Declaration of Conformity WAGO GmbH & Co. KG	-	-
UK-Declaration of Conformity WAGO GmbH & Co. KG	-	-

Continued on next page
Downloaded from Arrow.com.

Downloads

Environmental Product Compliance

Compliance Search

Environmental Product Compliance 858-507

Documentation

Bid Text

858-507	20.02.2019	docx 16.98 KB	
858-507	19.02.2019	xml 4.68 KB	

Instruction Leaflet

Stecksockel für Elementarrelais	V 2.0.0 25.01.2022	pdf 2130.02 KB	

CAD/CAE-Data

CAD data

2D/3D Models 858-507

CAE data

EPLAN Data Portal 858-507

WSCAD Universe 858-507

ZUKEN Portal 858-507

1 Compatible Products

1.1 Optional Accessories

1.1.1 Ferrule

1.1.1.1 Ferrule

Item No.: 216-241
Ferrule; Sleeve for 0.5 mm² / 20 AWG; insulated; electro-tin plated; electrolytic copper; gastight crimped; acc. to DIN 46228, Part 4/09.90; white

Item No.: 216-242
Ferrule; Sleeve for 0.75 mm² / 18 AWG; insulated; electro-tin plated; electrolytic copper; gastight crimped; acc. to DIN 46228, Part 4/09.90; gray

Item No.: 216-243
Ferrule; Sleeve for 1 mm² / AWG 18; insulated; electro-tin plated; electrolytic copper; gastight crimped; acc. to DIN 46228, Part 4/09.90; red

Item No.: 216-244
Ferrule; Sleeve for 1.5 mm² / AWG 16; insulated; electro-tin plated; electrolytic copper; gastight crimped; acc. to DIN 46228, Part 4/09.90; black

1.1.2 Filter module

1.1.2.1 Suppressor module

Item No.: 788-148
Filter module; RC filter element; Nominal voltage: 230 VAC

Downloaded from Arrow.com.

1.1.3 Indicators

1.1.3.1 Status indication

Item No.: 788-124
Accessories for relay modules; Operation status indicator: red; Nominal operating voltage: 115 VAC

1.1.4 Installation

1.1.4.1 Ejector

Item No.: 858-110
Ejector; for basic relays 25 mm x 35 mm

1.1.5 Jumper

1.1.5.1 Jumper

Item No.: 858-402
Jumper; 2-way; insulated; light blue

1.1.6 Marking

1.1.6.1 Double marker carrier

Item No.: 209-128
Adaptor; gray

1.1.6.2 Group marker carrier

Item No.: 249-105
Group marker carrier; gray

Item No.: 209-145
Group marker carrier; white

1.1.6.3 Marker

Item No.: 209-183
Marker; white

Item No.: 793-5501
WMB marking card; as card; for terminal block width 5 - 17.5 mm; stretchable 5 - 5.2 mm; plain; snap-on type; white

Item No.: 793-502
WMB marking card; as card; MARKED; 1 ... 10 (10x); not stretchable; Horizontal marking; snap-on type; white

Item No.: 793-566
WMB marking card; as card; MARKED; 1 ... 50 (2x); not stretchable; Horizontal marking; snap-on type; white

Item No.: 793-503
WMB marking card; as card; MARKED; 11 ... 20 (10x); not stretchable; Horizontal marking; snap-on type; white

Item No.: 793-504
WMB marking card; as card; MARKED; 21 ... 30 (10x); not stretchable; Horizontal marking; snap-on type; white

Item No.: 793-505
WMB marking card; as card; MARKED; 31 ... 40 (10x); not stretchable; Horizontal marking; snap-on type; white

Item No.: 793-506
WMB marking card; as card; MARKED; 41 ... 50 (10x); not stretchable; Horizontal marking; snap-on type; white

Downloaded from Arrow.com.

1.1.6.3 Marker

Item No.: 793-501
WMB marking card; as card; not stretchable; plain; snap-on type; white

Item No.: 2009-115
WMB-Inline; for Smart Printer; 1500 pieces on roll; stretchable 5 - 5.2 mm; plain; snap-on type; white

1.1.6.4 Marking device

Item No.: 210-110
Fiber-tip pen

1.1.6.5 Marking strip

Item No.: 2009-110
Marking strips; for Smart Printer; on reel; not stretchable; plain; snap-on type; white

1.1.6.6 Protective marker cover

Item No.: 209-184
Protection cover; transparent

1.1.7 Tool

1.1.7.1 Operating tool

Item No.: 210-719
Operating tool; Blade: 2.5 x 0.4 mm; with a partially insulated shaft

Installation Notes

Commoning





Removing a jumper via screwdriver.

Downloaded from Arrow.com.

Marking



Marking using WMB Multi markers and group marker carriers.

Downloaded from Arrow.com.