Features

- AEC-Q101 Qualified
- Low Leakage Current
- Excellent Clamping Capability
- Epoxy Meets UL 94 V-0 Flammability Rating
- Lead Free Finish/RoHS Compliant (Note1) ("P" Suffix Designates RoHS Compliant. See Ordering Information)
- ESD protection of data lines in accordance with IEC 61000-4-2, ±30kV(Air),±30kV (Contact)

3600 Watt TVS 10 to 43 Volts

Maximum Ratings

Parameter	Symbol	Value	Unit
Peak Pulse Power Surge Current with a 10/1000μs Waveform(Note2)	I_{PPM}	See Next Table	A
Peak Pulse Power Dissipationwith a 10/1000μs Waveform	P_{PPM}	3600	W
Peak Pulse Power Dissipation with a 10/10000μs Waveform	P_{PPM}	2800	W
Power Dissipation On Infinite Heatsink TL=25°C	P_D	5	W
Peak Forward Surge Current Unidirectional Only(Note3)	I_{FSM}	500	A
Operating Junction Temperature Range	T_J	-55 to +175	°C
Storage Temperature Range	T_{STG}	-55 to +175	°C
Typical Thermal Resistance Junction to Ambient	$R_{\theta JA}$	55	°C/W

Note: 1. High Temperature Solder Exemptions Applied, see EU Directive Annex 7a.
2. Non-repetitive current pulse, per Fig.2 and derated above T_A=25°C per Fig.3
3. 8.3 ms single half sine-wave

Internal Structure

Description	Simplified outline	Graphic symbol
Uni-directional	MCC XXXX YYWW	Cathode (1) Anode (2)
Bi-directional	MCC XXXX YYWW	(1) (2)

XXXX = Marking Code YYWW = Date Code

DO-218AB

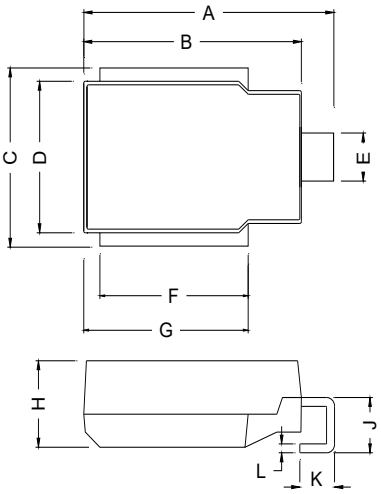

DIMENSIONS					
DIM	INCHES		MM		NOTE
	MIN	MAX	MIN	MAX	
A	0.590	0.630	15.00	16.00	
B	0.524	0.539	13.30	13.70	
C	0.374	0.413	9.50	10.50	
D	0.323	0.339	8.20	8.70	
E	0.091	0.114	2.30	3.00	
F	0.343	0.366	8.70	9.50	
G	0.382	0.406	9.70	10.50	
H	0.189	0.205	4.70	5.20	
J	0.098	0.138	2.50	3.50	
K	0.067	0.106	1.70	2.80	
L	0.020	0.028	0.50	0.70	

SUGGESTED SOLDER PAD LAYOUT

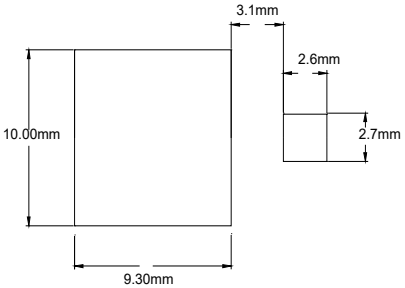

Downloaded from Arrow.com.

Electrical Characteristics @ 25°C Unless Otherwise Specified

MCC Part Number		Breakdown Voltage VBR @IT			Maximum Reverse Leakage IR @VRWM (μA)	Maximum IR @VRWM TJ=175 (μA)	Working Peak Reverse Voltage VRWM (V)	Maximum Reverse Surge Current IPP (A)(1)	Maximum Clamping Voltage VC@IPP (V)
		Min (V)	Max (V)	IT(mA)					
SM5S10AHE3	SM5S10CAHE3	11.1	12.3	5	15	250	10	212.0	17.0
SM5S11AHE3	SM5S11CAHE3	12.2	13.5	5	10	150	11	198.0	18.2
SM5S12AHE3	SM5S12CAHE3	13.3	14.7	5	10	150	12	181.0	19.9
SM5S13AHE3	SM5S13CAHE3	14.4	15.9	5	10	150	13	167.0	21.5
SM5S14AHE3	SM5S14CAHE3	15.6	17.2	5	10	150	14	155.0	23.2
SM5S15AHE3	SM5S15CAHE3	16.7	18.5	5	10	150	15	148.0	24.4
SM5S16AHE3	SM5S16CAHE3	17.8	19.7	5	10	150	16	138.0	26.0
SM5S17AHE3	SM5S17CAHE3	18.9	20.9	5	10	150	17	130.0	27.6
SM5S18AHE3	SM5S18CAHE3	20.0	22.1	5	10	150	18	123.0	29.2
SM5S20AHE3	SM5S20CAHE3	22.2	24.5	5	10	150	20	111.0	32.4
SM5S22AHE3	SM5S22CAHE3	24.4	26.9	5	10	150	22	101.0	35.5
SM5S24AHE3	SM5S24CAHE3	26.7	29.5	5	10	150	24	93.0	38.9
SM5S26AHE3	SM5S26CAHE3	28.9	31.9	5	10	150	26	86.0	42.1
SM5S28AHE3	SM5S28CAHE3	31.1	34.4	5	10	150	28	79.0	45.4
SM5S30AHE3	SM5S30CAHE3	33.3	36.8	5	10	150	30	74.0	48.4
SM5S33AHE3	SM5S33CAHE3	36.7	40.6	5	10	150	33	68.0	53.3
SM5S36AHE3	SM5S36CAHE3	40.0	44.2	5	10	150	36	62.0	58.1
SM5S40AHE3	SM5S40CAHE3	44.4	49.1	5	10	150	40	56.0	64.5
SM5S43AHE3	SM5S43CAHE3	47.8	52.8	5	10	150	43	52.0	69.4

Note: 1.Surge current waveform is defined at 10/1000us waveform

Downloaded from Arrow.com.

Curve Characteristics

Fig. 1 - Peak Pulse Power Rating Curve

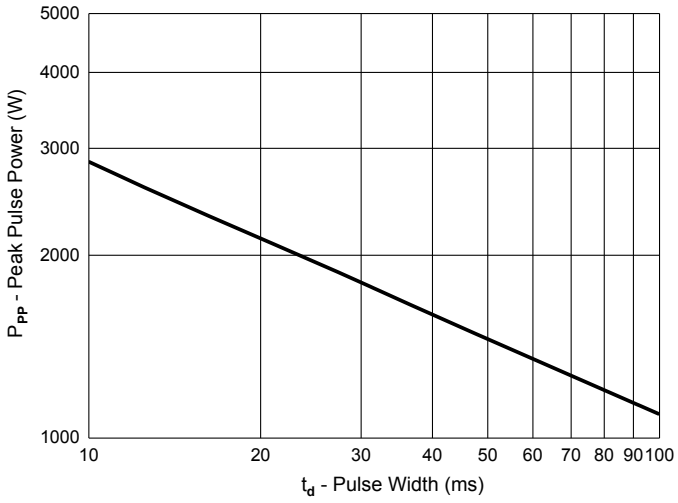

Fig. 2 - Pulse Derating Curve

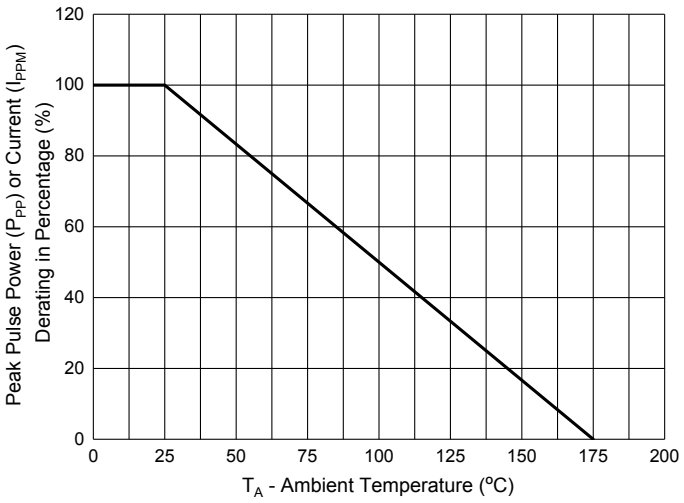

Fig. 3 - Pulse Waveform

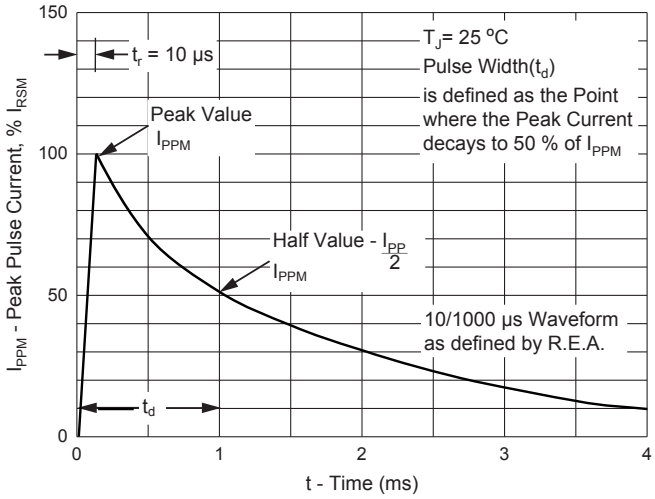

Fig. 4 - Steady State Power Derating Curve

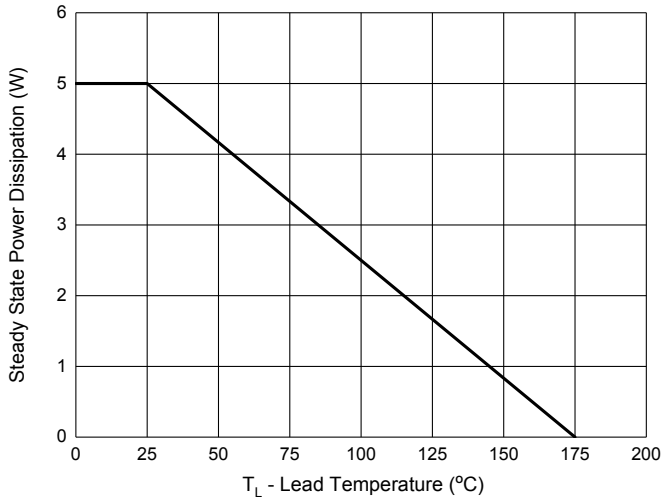

Downloaded from Arrow.com.

Ordering Information

Device	Packing
Part Number-TP	Tape&Reel:750pcs/Reel

*****IMPORTANT NOTICE*****

Micro Commercial Components Corp. reserves the right to make changes without further notice to any product herein to make corrections, modifications , enhancements , improvements , or other changes . ***Micro Commercial Components Corp*** . does not assume any liability arising out of the application or use of any product described herein; neither does it convey any license under its patent rights ,nor the rights of others . The user of products in such applications shall assume all risks of such use and will agree to hold ***Micro Commercial Components Corp*** . and all the companies whose products are represented on our website, harmless against all damages. ***Micro Commercial Components Corp***. products are sold subject to the general terms and conditions of commercial sale, as published at
https://www.mccsemi.com/Home/TermsAndConditions.

*****LIFE SUPPORT*****

MCC's products are not authorized for use as critical components in life support devices or systems without the express written approval of Micro Commercial Components Corporation.

*****CUSTOMER AWARENESS*****

Counterfeiting of semiconductor parts is a growing problem in the industry. Micro Commercial Components (MCC) is taking strong measures to protect ourselves and our customers from the proliferation of counterfeit parts. MCC strongly encourages customers to purchase MCC parts either directly from MCC or from Authorized MCC Distributors who are listed by country on our web page cited below. Products customers buy either from MCC directly or from Authorized MCC Distributors are genuine parts, have full traceability, meet MCC's quality standards for handling and storage. **MCC will not provide any warranty coverage or other assistance for parts bought from Unauthorized Sources**. MCC is committed to combat this global problem and encourage our customers to do their part in stopping this practice by buying direct or from authorized distributors.

Downloaded from Arrow.com.