







Product Status	Production
Applications	Commercial Grade
Feature	No DirectivityNo Directivity
	Wire WoundWire Wound
	Ferrite CoreFerrite Core
Series Type	NLCV25-EF
Status	 Production
Brand	TDK
Environmental Compliance	   



Size	
Length(L)	2.50mm ±0.20mm
Width(W)	2.00mm ±0.10mm
Thickness Height	1.80mm ±0.10mm
Recommended Land Pattern (A)	1.00mm Nom.
Recommended Land Pattern (B)	1.50mm Nom.
Recommended Land Pattern (C)	1.50mm Nom.

Electrical Characteristics	
Inductance	33μH ±10% at 2.52MHz
Rated Current	120mA
DC Resistance [Typ.]	4.2Ω
DC Resistance [Max.]	5.46Ω
Self Resonant Frequency [Min.]	16MHz
Self Resonant Frequency [Typ.]	
Q [Min.]	
Q [Typ.]	30 at 2.52MHz

Other	
Operating Temp. Range	-40 to 105°C (Including Self-Temp. Rise)
Soldering Method	Wave (Flow)
	Reflow
	Iron Soldering
AEC-Q200	NO
Packing	Embossed (Plastic)Taping [180mm Reel]
Package Quantity	2000pcs
Weight	0.025g

! Images are for reference only and show exemplary products.

! This PDF document was created based on the data listed on the TDK Corporation website.

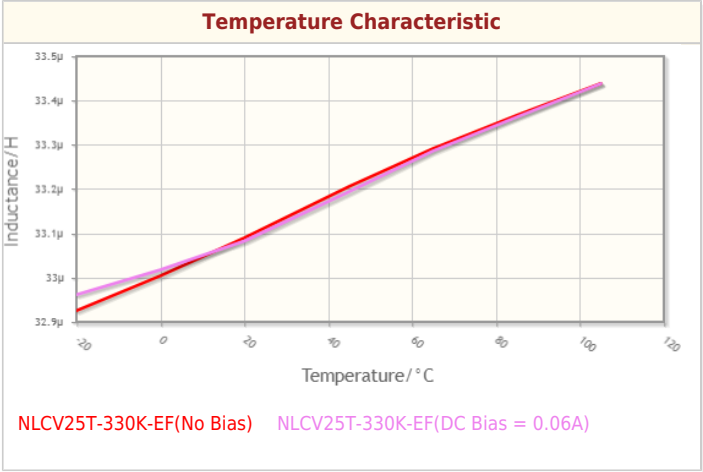
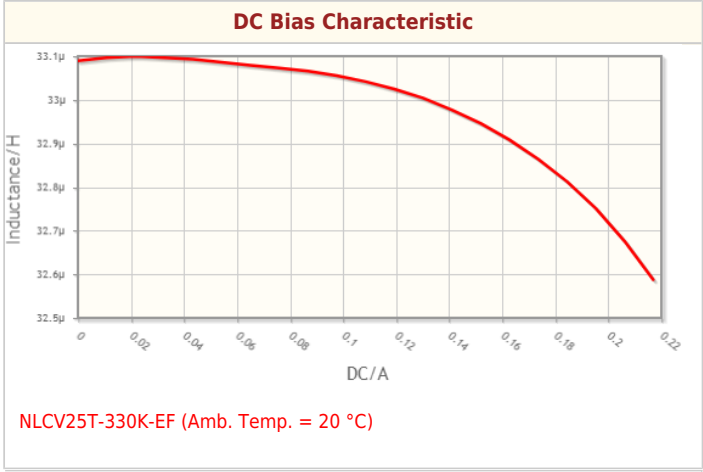
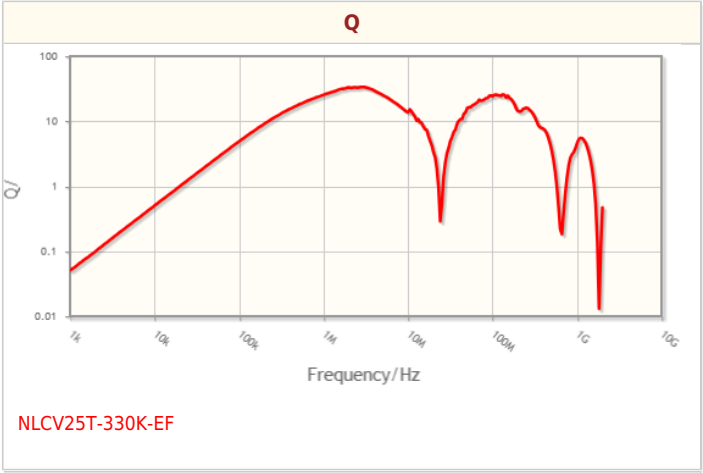
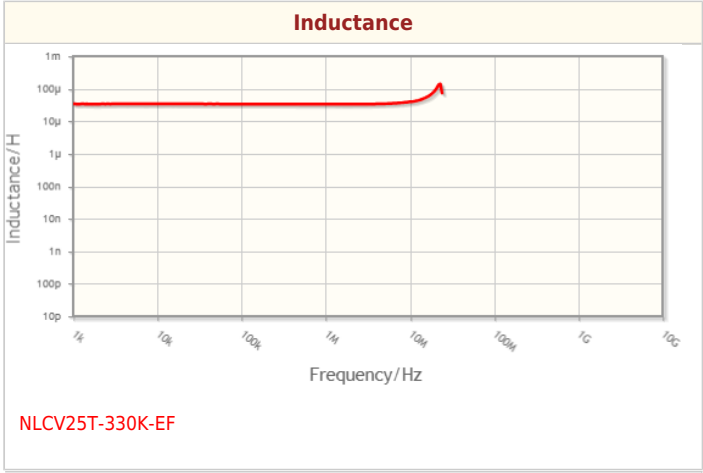
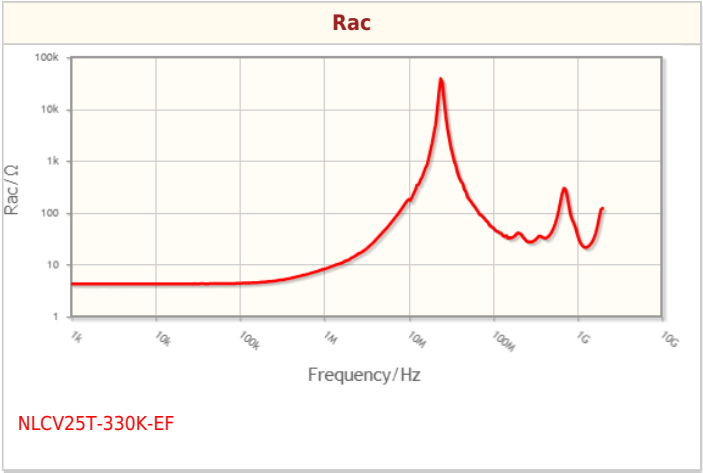
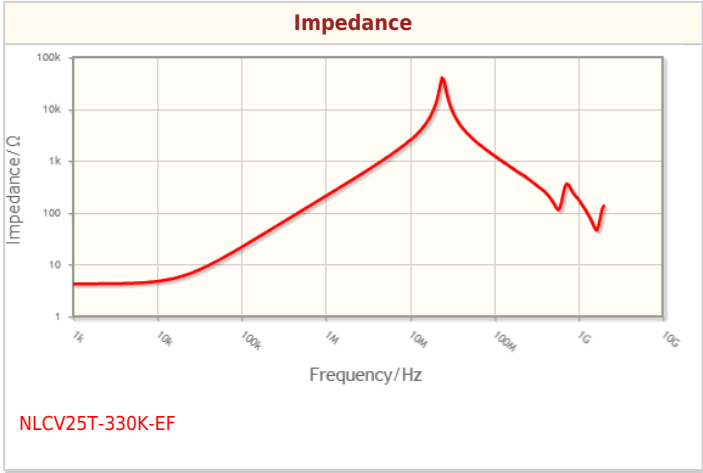
! All specifications are subject to change without notice.

FIT (Failure In Time)

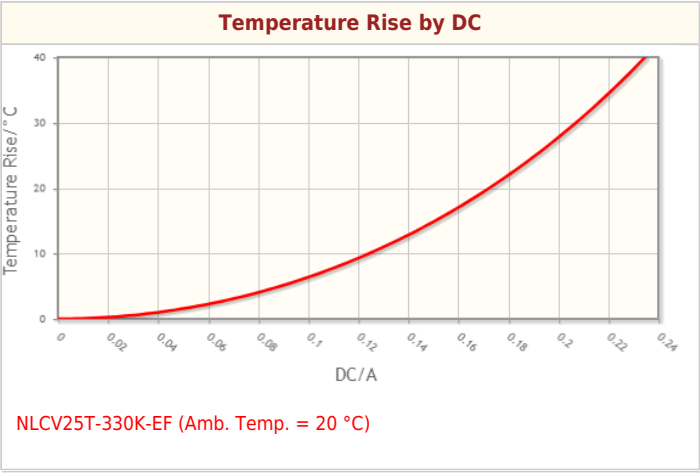


This will be displayed when you [login](#) to myTDK

Characteristic Graphs(This is reference data, and does not guarantee the products characteristics.)



Characteristic Graphs(This is reference data, and does not guarantee the products characteristics.)



! Images are for reference only and show exemplary products.
! This PDF document was created based on the data listed on the TDK Corporation website.
! All specifications are subject to change without notice.

Associated Images

