


NLFV25T-680K-PF



Applications	Commercial Grade
Feature	No Directivity
	Wire Wound
	Magnetic Shield
	Ferrite Core
Series   Type	NLFV25-PF
Status	EOL announced
	Recommended Alternate Part No. : <a href="#">NLFV25T-680K-EF</a> (Interchangeability is not guaranteed.)
	Discontinue Issue Date : Nov.19, 2024
	Last Purchase Order Date : Mar.31, 2026
	Last Shipment Date : Sep.30, 2026
Brand	TDK



Size	
Length(L)	2.50mm ±0.20mm
Width(W)	2.00mm ±0.10mm
Thickness   Height	1.80mm ±0.10mm
Recommended Land Pattern (A)	1.00mm Nom.
Recommended Land Pattern (B)	1.50mm Nom.
Recommended Land Pattern (C)	1.50mm Nom.

Electrical Characteristics	
Inductance	68μH ±10% at 2.52MHz
Rated Current	50mA
DC Resistance [Typ.]	3.3Ω
DC Resistance [Max.]	3.96Ω
Self Resonant Frequency [Min.]	
Self Resonant Frequency [Typ.]	
Q [Min.]	
Q [Typ.]	

Other	
Operating Temp. Range	-40 to 105°C (Including Self-Temp. Rise)
Soldering Method	Wave (Flow)
	Reflow
	Iron Soldering
AEC-Q200	NO

! Images are for reference only and show exemplary products.  
! This PDF document was created based on the data listed on the TDK Corporation website.  
! All specifications are subject to change without notice.

NLFV25T-680K-PF

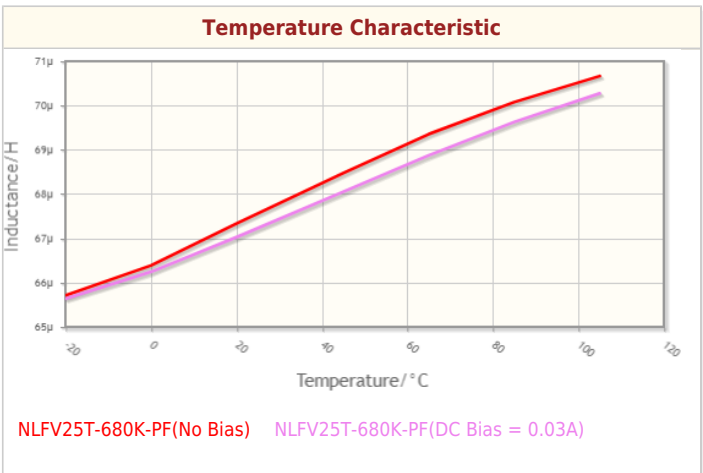
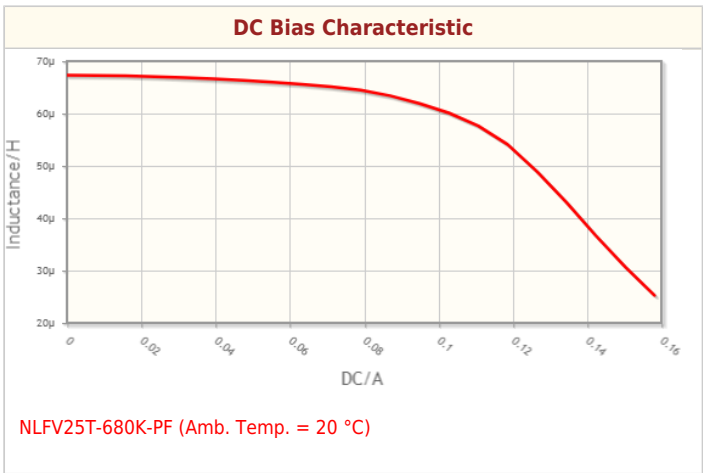
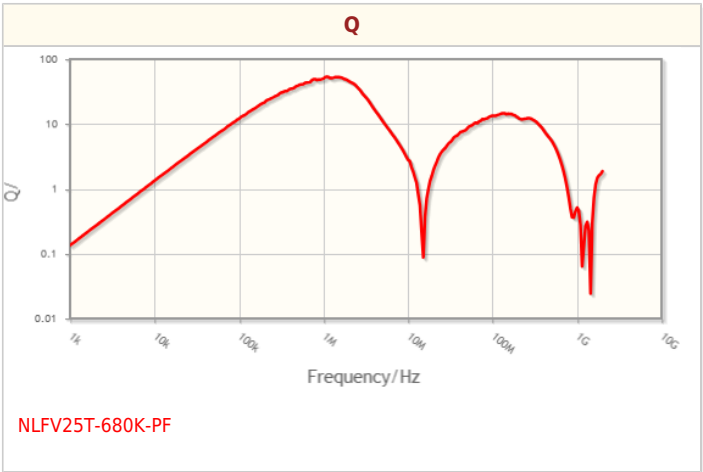
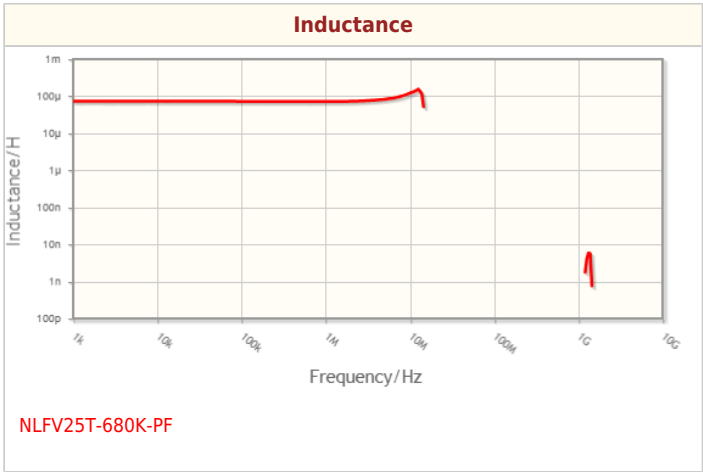
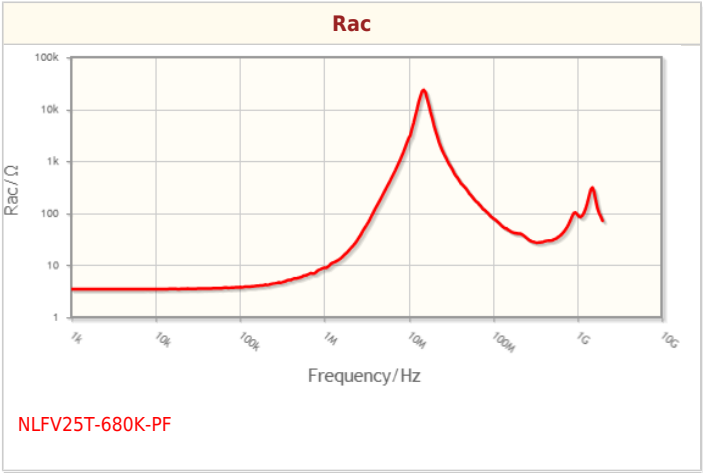
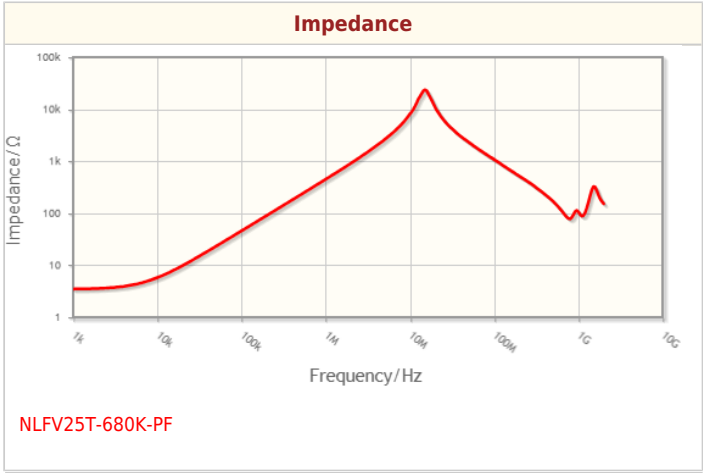


Packing	Embossed (Plastic)Taping [180mm Reel]
Package Quantity	2000pcs
Weight	0.025g

NLFV25T-680K-PF

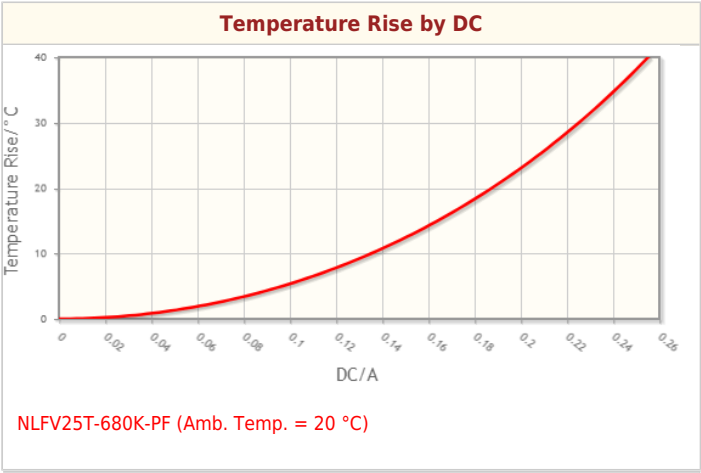


Characteristic Graphs(This is reference data, and does not guarantee the products characteristics.)





Characteristic Graphs(This is reference data, and does not guarantee the products characteristics.)





# Associated Images

