

VSSC6 GDT 24VAC/DC 10KA


Weidmüller Interface GmbH & Co. KG

Klingenbergstraße 26

D-32758 Detmold

Germany

www.weidmueller.com



Similar to illustration



Surge protection with individual components
 With gas-discharge tubes in terminal design
 Gas-discharge tubes / sparkover gaps (GDT) are designed with a terminal shape. They are approved for a maximum DC voltage, which is printed on the component. Any voltage greater than the amount specified is safely discharged within about 10-100µs. Gas arresters can be used for high-power applications.

General ordering data

Version	Surge protection for instrumentation and control, Surge protection for measurement and control, UP(L/N-PE) < 1000 V
Order No.	1064640000
Type	VSSC6 GDT 24VAC/DC 10KA
GTIN (EAN)	4032248829958
Qty.	10 items

VSSC6 GDT 24VAC/DC 10KA

Weidmüller Interface GmbH & Co. KG
Klingenbergstraße 26
D-32758 Detmold
Germany

www.weidmueller.com

Technical data

Approvals

Approvals



ROHS Conform

Dimensions and weights

Depth	81 mm	Depth (inches)	3.189 inch
Height	88.5 mm	Height (inches)	3.4842 inch
Width	6.2 mm	Width (inches)	0.2441 inch
Net weight	44.2 g		

Temperatures

Storage temperature	-40 °C...80 °C	Operating temperature	-40 °C...70 °C
Humidity	5...96 %		

Probability of failure

SIL in compliance with IEC 61508	3	MTTF	11416 a
SFF	100 %	λges	10
PFH in 1*10 ⁻⁹ per hour	0		

Environmental Product Compliance

RoHS Compliance Status	Compliant without exemption
REACH SVHC	No SVHC above 0.1 wt%

CSA protection data

Gas group D	IIA	Gas groups A, B	IIC
Input-current, max. II	12 A	Gas group C	IIB
Internal inductance, max. LI	0 μH	Internal capacity, max. CI	0 nF
Input voltage, max. Ui	42 V		

General data

Optical function display	No	Segment	Measurement - Monitoring - Setting
Version	Surge protection for measurement and control	Design	Terminal
UL 94 flammability rating	V-0	Colour	black
Protection degree	IP20	Mounting rail	TS 35
Isolating function	No		

Insulation coordination acc. to EN 50178

Surge voltage category	III	Pollution severity	2
------------------------	-----	--------------------	---

Rated data IEC / EN

Number of poles	1	Rated voltage (AC)	24 V
Rated voltage (DC)	34 V	Rated current IN	12 A

VSSC6 GDT 24VAC/DC 10KA

Weidmüller Interface GmbH & Co. KG

Klingenbergstraße 26
D-32758 Detmold
Germany

www.weidmueller.com

Technical data

Protection level UP (typ.)	< 1000 V	Voltage type	AC/DC
Volume resistance	<0.1 Ω	Capacitance	1.5 nF
Standards	IEC 61643-21	Lightning test current limp (10/350 μs)	1 kA
Discharge current, max. (8/20 μs)	20 kA	Requirements category acc. to IEC 61643-21	C2, C3, D1
Max. continuous voltage, U _c (AC)	30 V	Max. continuous voltage, U _c (DC)	42 V
Surge current-carrying capacity D1	1 kA 10/350 μs	Surge current-carrying capacity C3	50 A 10/1000 μs
Lightning test current, limp (10/350 μs) Wire-PE	1 kA	Overload - failure mode	Modus 2
Discharge current I _n (8/20μs) wire-PE	2.5 kA	Discharge current I _{max} (8/20μs) wire-PE	10 kA
Surge current-carrying capacity C2	2.5 kA 8/20 μs 5 kV 1.2/50 μs		

Further details of approvals

GOST certificate	GOST-Zertifikat - PDF/7950_n1-n4.pdf (application/pdf)
------------------	--

Connection data

Stripping length	10 mm	Type of connection	Screw connection
Tightening torque, min.	0.5 Nm	Tightening torque, max.	0.8 Nm
Clamping range, min.	0.5 mm ²	Clamping range, max.	4 mm ²
Wire cross-section, solid, min.	0.5 mm ²	Wire cross-section, solid, max.	6 mm ²
Conductor cross-section, flexible, AEH (DIN 46228-1), min.	0.5 mm ²	Conductor cross-section, flexible, AEH (DIN 46228-1), max.	4 mm ²
Connection cross-section, stranded, min.	0.5 mm ²	Connection cross-section, stranded, max.	4 mm ²

Electrical data

Voltage type	AC/DC
--------------	-------

General data

Number of poles	1	Protection degree	IP20
Colour	black		

Ratings IECEx/ATEX/cUL

cUL certificate	cUL Certificate - pdf/ VSSC.PDF (application/pdf)
-----------------	---

Important note

Product information	Mode 2: State where the voltage-limiting part of the SPD was short-circuited due to a very low impedance within the SPD. The line is inoperable, but the measuring equipment is still protected by means of a short-circuit.
---------------------	--

Classifications

ETIM 7.0	EC000943	ETIM 8.0	EC000943
ETIM 9.0	EC000943	ETIM 10.0	EC000943
ECLASS 12.0	27-17-15-01	ECLASS 13.0	27-17-15-01
ECLASS 14.0	27-17-15-01	ECLASS 15.0	27-17-15-01

VSSC6 GDT 24VAC/DC 10KA

Weidmüller Interface GmbH & Co. KG
Klingenbergstraße 26
D-32758 Detmold
Germany

www.weidmueller.com

Technical data

Tender specification sheets


Long specification	Short specification
Feed-through terminal, 12.4mm wide with sparkover gap between the two signal lines and the mounting rail potential, TS 35 contact base. A signal with max. 12A can be protected here. When the terminal is fitted, a simultaneous electrically conducting contact is made between the mounting rail (earth) and the reference potential (ground) of the protection circuit in the terminal. Optical identification of the terminal based on the type of protected switching and the voltage level. The terminal can be labelled or marked.	Feed-through terminal with sparkover gaps (GDT) between two signal lines and the mounting rail potential, TS 35 contact base. Version: 24 V UC 10 kA

VSSC6 GDT 24VAC/DC 10KA

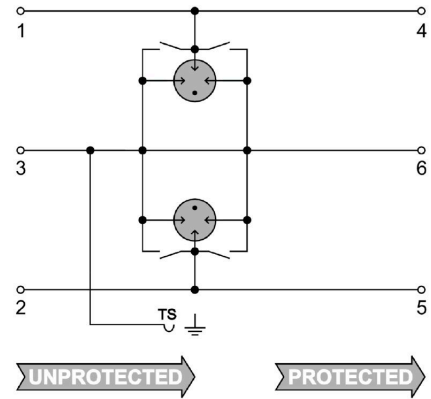
Weidmüller Interface GmbH & Co. KG
Klingenbergstraße 26
D-32758 Detmold
Germany

www.weidmueller.com

Drawings



Similar to illustration



Circuit diagram

