



Color: ■ green-yellow

Ground terminal block, 282 Series, CAGE CLAMP®

This ground terminal block (item number 282-607) is designed to connect conductors quickly and easily. WAGO's ground terminal blocks allow you to connect electrical conductors directly to the mounting rail thanks to an integrated contact foot. This connection ensures both electrical and mechanical stability between the conductors and the mounting adapter. Conductors can only be connected to this ground terminal block if their strip length is between 12 mm and 13 mm. This product incorporates conductor terminals and utilizes CAGE CLAMP®. Our reliable and maintenance-free CAGE CLAMP® connection makes it easy to connect all conductor types without having to prepare the conductor. For example, you don't need to crimp ferrules. Depending on the type of conductor, this ground terminal block is suitable for conductor cross sections ranging from 0.2 mm² to 6 mm². It has one level. The single potential can connect using the two clamping points. The green-yellow housing is made of polyamide (PA66) for insulation. An operating tool is used to operate this through rail-mount terminal block. These through rail-mount terminal blocks are mounted using DIN-35 rails.. The front-entry wiring allows you to connect copper conductors.

Electrical data

Ratings per	IEC/EN 60947-7-2		
Overvoltage category	III	III	II
Pollution degree	3	2	2
Nominal voltage	-	-	-
Rated surge voltage	-	-	-
Rated current	-	-	-

Connection data

Clamping units	2
Total number of potentials	1
Number of levels	1

Connection 1	
Connection technology	CAGE CLAMP®
Actuation type	Operating tool
Connectable conductor materials	Copper
Solid conductor	0.2 ... 6 mm² / 24 ... 10 AWG
Fine-stranded conductor	0.2 ... 6 mm² / 24 ... 10 AWG
Strip length	12 ... 13 mm / 0.47 ... 0.51 inches
Wiring direction	Front-entry wiring



Physical data	
Width	8 mm / 0.315 inches
Height	62 mm / 2.441 inches
Depth from upper-edge of DIN-rail	31.5 mm / 1.24 inches

Mechanical data	
Design	horizontal type
Mounting type	DIN-35 rail
Marking level	Side marking

Material data	
Note (material data)	<a href="#">Information on material specifications can be found here</a>
Color	green-yellow
Material group	I
Insulation material (main housing)	Polyamide (PA66)
Flammability class per UL94	V0
Fire load	0.195 MJ
Weight	19.1 g

Environmental requirements	
Processing temperature	-35 ... +85 °C
Continuous operating temperature	-60 ... +105 °C

Commercial data	
Product Group	1 (Rail Mounted Terminal Blocks)
PU (SPU)	50 pcs
Packaging type	Box
Country of origin	DE
GTIN	4045454100209
Customs tariff number	85369010000

Product classification	
UNSPSC	39121410
eCl@ss 10.0	27-14-11-41
eCl@ss 9.0	27-14-11-41
ETIM 9.0	EC000901
ETIM 8.0	EC000901
ECCN	NO US CLASSIFICATION

Environmental Product Compliance	
CAS-No.	7439-92-1
REACH Candidate List Substance	Lead
RoHS Compliance Status	Compliant, No Exemption
SCIP notification number (Austria)	b3ca2412-0e4b-4131-84e8-f66bda4f1d3e
SCIP notification number (Belgium)	ab85d782-3b1f-43ba-92c5-4970d1ae1f91
SCIP notification number (Bulgaria)	fd2acd39-49b2-4a6a-9d1e-c89854a2f552
SCIP notification number (Czech Republic)	4ace3c1f-d646-4b83-ade8-8dc596e0a650
SCIP notification number (Denmark)	abeddfa7-3bcf-440d-8c53-52d88d52361e
SCIP notification number (Finland)	bfc81d2f-0b90-44ea-b85f-694024446bca
SCIP notification number (France)	61774a91-2f7a-434b-a76a-dbb4ce96ab33
SCIP notification number (Germany)	e4ab771a-c4fe-49ef-91d3-1c85c8e947d0



Environmental Product Compliance	
SCIP notification number (Hungary)	1de3bd25-a285-4576-8a7b-3fe9c94f4100
SCIP notification number (Italy)	959ccbe6-063f-4d19-8901-aa644b8a4bfc
SCIP notification number (Netherlands)	2d322d90-39b7-4f8f-8a97-0aa2efabe26e
SCIP notification number (Poland)	143e6b6c-3844-4c12-aead-8b3221d6d4ab
SCIP notification number (Romania)	5548f58e-e1f4-4d9e-8f43-606b205a640c
SCIP notification number (Sweden)	e9578c99-90c7-4846-bc82-fefdb77720fe

Approvals / Certificates

General approvals		Declarations of conformity and manufacturer's declarations									
Approval	Standard	Certificate Name									
CCA DEKRA Certification B.V.	EN 60947	NTR NL 7894									
CSA DEKRA Certification B.V.	C22.2 No. 158	1505033									
KEMA/KEUR DEKRA Certification B.V.	EN 60947	71-120778									
UL UL International Germany GmbH	UL 1059	E45172									
		<table><tr><th>Approval</th><th>Standard</th><th>Certificate Name</th></tr><tr><td>EU-Declaration of Confor- mity WAGO GmbH &amp; Co. KG</td><td>-</td><td>-</td></tr><tr><td>UK-Declaration of Confor- mity WAGO GmbH &amp; Co. KG</td><td>-</td><td>-</td></tr></table>	Approval	Standard	Certificate Name	EU-Declaration of Confor- mity WAGO GmbH & Co. KG	-	-	UK-Declaration of Confor- mity WAGO GmbH & Co. KG	-	-
Approval	Standard	Certificate Name									
EU-Declaration of Confor- mity WAGO GmbH & Co. KG	-	-									
UK-Declaration of Confor- mity WAGO GmbH & Co. KG	-	-									

Approvals for marine applications		
Approval	Standard	Certificate Name
ABS American Bureau of Ship- ping	EN 60947	20-HG1941090-PDA
BV Bureau Veritas S.A.	EN 60947	07436/F0 BV
DNV GL Det Norske Veritas, Ger- manischer Lloyd	-	TAE00001V2

Downloads





Environmental Product Compliance

Compliance Search

Environmental Product  
Compliance 282-607

↓



CAD/CAE-Data	
CAD data	CAE data
2D/3D Models 282-607 	EPLAN Data Portal 282-607 
	WSCAD Universe 282-607 
	ZUKEN Portal 282-607 

1 Compatible Products
1.1 Required Accessories
1.1.1 End plate
1.1.1.1 End plate



[Item No.: 282-316](#)  
End and intermediate plate; 4 mm thick; gray



[Item No.: 282-317](#)  
End and intermediate plate; 4 mm thick; orange



[Item No.: 282-327](#)  
Separator plate; 2 mm thick; oversized; orange

1.2 Optional Accessories
1.2.1 DIN-rail
1.2.1.1 Mounting accessories



[Item No.: 210-196](#)  
Aluminum carrier rail; 35 x 8.2 mm; 1.6 mm thick; 2 m long; unslopped; similar to EN 60715; silver-colored



[Item No.: 210-198](#)  
Copper carrier rail; 35 x 15 mm; 2.3 mm thick; 2 m long; unslopped; according to EN 60715; copper-colored



[Item No.: 210-508](#)  
Steel carrier rail; 35 x 15 mm; 1.5 mm thick; 2 m long; slopped; galvanized; similar to EN 60715; silver-colored



[Item No.: 210-197](#)  
Steel carrier rail; 35 x 15 mm; 1.5 mm thick; 2 m long; slopped; similar to EN 60715; silver-colored



[Item No.: 210-506](#)  
Steel carrier rail; 35 x 15 mm; 1.5 mm thick; 2 m long; unslopped; galvanized; similar to EN 60715; silver-colored



[Item No.: 210-114](#)  
Steel carrier rail; 35 x 15 mm; 1.5 mm thick; 2 m long; unslopped; similar to EN 60715; silver-colored



[Item No.: 210-118](#)  
Steel carrier rail; 35 x 15 mm; 2.3 mm thick; 2 m long; unslopped; according to EN 60715; silver-colored



[Item No.: 210-115](#)  
Steel carrier rail; 35 x 7.5 mm; 1 mm thick; 2 m long; slopped; according to EN 60715; "Hole width 18 mm; silver-colored



[Item No.: 210-112](#)  
Steel carrier rail; 35 x 7.5 mm; 1 mm thick; 2 m long; slopped; according to EN 60715; "Hole width 25 mm; silver-colored



[Item No.: 210-504](#)  
Steel carrier rail; 35 x 7.5 mm; 1 mm thick; 2 m long; slopped; galvanized; according to EN 60715; silver-colored



[Item No.: 210-113](#)  
Steel carrier rail; 35 x 7.5 mm; 1 mm thick; 2 m long; unslopped; according to EN 60715; silver-colored



[Item No.: 210-505](#)  
Steel carrier rail; 35 x 7.5 mm; 1 mm thick; 2 m long; unslopped; galvanized; according to EN 60715; silver-colored



1.2.2 Ferrule

1.2.2.1 Ferrule



**Item No.: 216-262**  
Ferrule; Sleeve for 0.75 mm² / 18 AWG; insulated; electro-tin plated; electrolytic copper; gastight crimped; acc. to DIN 46228, Part 4/09.90; gray



**Item No.: 216-263**  
Ferrule; Sleeve for 1 mm² / AWG 18; insulated; electro-tin plated; electrolytic copper; gastight crimped; acc. to DIN 46228, Part 4/09.90; red



**Item No.: 216-264**  
Ferrule; Sleeve for 1.5 mm² / AWG 16; insulated; electro-tin plated; electrolytic copper; gastight crimped; acc. to DIN 46228, Part 4/09.90; black



**Item No.: 216-266**  
Ferrule; Sleeve for 2.5 mm² / AWG 14; insulated; electro-tin plated; electrolytic copper; gastight crimped; acc. to DIN 46228, Part 4/09.90; blue



**Item No.: 216-267**  
Ferrule; Sleeve for 4 mm² / AWG 12; insulated; electro-tin plated; electrolytic copper; gastight crimped; acc. to DIN 46228, Part 4/09.90; gray

1.2.3 Installation

1.2.3.1 Cover



**Item No.: 709-153**  
Cover; Type 1; suitable for cover carrier, type 1; 1 m long; transparent

1.2.3.2 Cover carrier



**Item No.: 709-167**  
Cover carrier; Type 1; incl. fixing/retaining screws and knurled nut; suitable for 279 to 282 and 880 Series rail-mounted terminal blocks; suitable for 264 Series miniature rail-mounted terminal blocks; suitable for 270 Series sensor and actuator terminal blocks; gray

1.2.3.3 Mounting accessories



**Item No.: 209-106**  
Mounting carrier; for isolated mounting on DIN 35 rails; gray



**Item No.: 249-116**  
Screwless end stop; 6 mm wide; for DIN-rail 35 x 15 and 35 x 7.5; gray

1.2.4 Jumper

1.2.4.1 Jumper



**Item No.: 282-402**  
Jumper; insulated; gray



**Item No.: 282-409**  
Jumper; insulated; gray



**Item No.: 282-424**  
Jumper; insulated; orange



**Item No.: 282-422**  
Jumper; insulated; yellow-green



**Item No.: 709-110**  
Wire commoning chain; 2.5 mm²; insulated; black



**Item No.: 709-111**  
Wire commoning chain; 2.5 mm²; insulated; black



**Item No.: 709-112**  
Wire commoning chain; 2.5 mm²; insulated; black



1.2.5 Marking

1.2.5.1 Group marker carrier



[Item No.: 209-143](#)  
Group marker carrier; gray

[Item No.: 209-144](#)  
Group marker carrier; gray

[Item No.: 249-105](#)  
Group marker carrier; gray

1.2.5.2 Marker



[Item No.: 793-5501/000-006](#)  
WMB marking card; as card; for terminal block width 5 - 17.5 mm; stretchable 5 - 5.2 mm; plain; snap-on type; blue

[Item No.: 793-5501/000-014](#)  
WMB marking card; as card; for terminal block width 5 - 17.5 mm; stretchable 5 - 5.2 mm; plain; snap-on type; brown

[Item No.: 793-5501/000-007](#)  
WMB marking card; as card; for terminal block width 5 - 17.5 mm; stretchable 5 - 5.2 mm; plain; snap-on type; gray

[Item No.: 793-5501/000-023](#)  
WMB marking card; as card; for terminal block width 5 - 17.5 mm; stretchable 5 - 5.2 mm; plain; snap-on type; green



[Item No.: 793-5501/000-017](#)  
WMB marking card; as card; for terminal block width 5 - 17.5 mm; stretchable 5 - 5.2 mm; plain; snap-on type; light green

[Item No.: 793-5501/000-012](#)  
WMB marking card; as card; for terminal block width 5 - 17.5 mm; stretchable 5 - 5.2 mm; plain; snap-on type; orange

[Item No.: 793-5501/000-005](#)  
WMB marking card; as card; for terminal block width 5 - 17.5 mm; stretchable 5 - 5.2 mm; plain; snap-on type; red

[Item No.: 793-5501/000-024](#)  
WMB marking card; as card; for terminal block width 5 - 17.5 mm; stretchable 5 - 5.2 mm; plain; snap-on type; violet



[Item No.: 793-5501](#)  
WMB marking card; as card; for terminal block width 5 - 17.5 mm; stretchable 5 - 5.2 mm; plain; snap-on type; white

[Item No.: 793-5501/000-002](#)  
WMB marking card; as card; for terminal block width 5 - 17.5 mm; stretchable 5 - 5.2 mm; plain; snap-on type; yellow

[Item No.: 793-501/000-006](#)  
WMB marking card; as card; not stretchable; plain; snap-on type; blue

[Item No.: 793-501/000-007](#)  
WMB marking card; as card; not stretchable; plain; snap-on type; gray



[Item No.: 793-501/000-023](#)  
WMB marking card; as card; not stretchable; plain; snap-on type; green

[Item No.: 793-501/000-017](#)  
WMB marking card; as card; not stretchable; plain; snap-on type; light green

[Item No.: 793-501/000-012](#)  
WMB marking card; as card; not stretchable; plain; snap-on type; orange

[Item No.: 793-501/000-005](#)  
WMB marking card; as card; not stretchable; plain; snap-on type; red



[Item No.: 793-501/000-024](#)  
WMB marking card; as card; not stretchable; plain; snap-on type; violet

[Item No.: 793-501](#)  
WMB marking card; as card; not stretchable; plain; snap-on type; white

[Item No.: 793-501/000-002](#)  
WMB marking card; as card; not stretchable; plain; snap-on type; yellow

[Item No.: 2009-115/000-006](#)  
WMB-Inline; for Smart Printer; 1500 pieces on roll; stretchable 5 - 5.2 mm; plain; snap-on type; blue



[Item No.: 2009-115/000-007](#)  
WMB-Inline; for Smart Printer; 1500 pieces on roll; stretchable 5 - 5.2 mm; plain; snap-on type; gray

[Item No.: 2009-115/000-023](#)  
WMB-Inline; for Smart Printer; 1500 pieces on roll; stretchable 5 - 5.2 mm; plain; snap-on type; green

[Item No.: 2009-115/000-017](#)  
WMB-Inline; for Smart Printer; 1500 pieces on roll; stretchable 5 - 5.2 mm; plain; snap-on type; light green

[Item No.: 2009-115/000-012](#)  
WMB-Inline; for Smart Printer; 1500 pieces on roll; stretchable 5 - 5.2 mm; plain; snap-on type; orange



[Item No.: 2009-115/000-024](#)  
WMB-Inline; for Smart Printer; 1500 pieces on roll; stretchable 5 - 5.2 mm; plain; snap-on type; violet

[Item No.: 2009-115](#)  
WMB-Inline; for Smart Printer; 1500 pieces on roll; stretchable 5 - 5.2 mm; plain; snap-on type; white

[Item No.: 2009-115/000-002](#)  
WMB-Inline; for Smart Printer; 1500 pieces on roll; stretchable 5 - 5.2 mm; plain; snap-on type; yellow

1.2.6 Protective warning marker

1.2.6.1 Cover



**Item No.: 282-415**  
Protective warning marker; for 5 terminal blocks; with high-voltage symbol, black; yellow

1.2.7 Test and measurement

1.2.7.1 Testing accessories



**Item No.: 709-311**  
B-type spacer module; modular; e.g., for bridging commoned terminal blocks; gray



**Item No.: 709-310**  
B-type test plug module; modular; suitable for all WAGO 282 Series rail-mounted terminal blocks with jumper slots; 6,00 mm<sup>2</sup>; gray



**Item No.: 209-170**  
Test plug adapter; 8.3 mm wide; for 4 mm Ø test plugs; suitable for 1.5 mm<sup>2</sup> - 10 mm<sup>2</sup> tbs; gray

1.2.8 Tool

1.2.8.1 Operating tool




**Item No.: 210-721**  
Operating tool; Blade: 5.5 x 0.8 mm; with a partially insulated shaft; multicoloured

Installation Notes


Installation



Snapping a ground conductor block onto the DIN-rail automatically makes a direct electrical connection to the rail.



Quick assembly keys prevent reverse mounting.




Removing a terminal block from the assembly.


Conductor termination



**CAGE CLAMP® connection**  
Inserting a conductor.



**CAGE CLAMP® connection**  
Inserting a conductor.  
With ferruled conductors, it is necessary to use a terminal block one size larger than the conductor's nominal cross-section.




**CAGE CLAMP® connection**  
Removing a solid conductor.

## Commoning



Commoning ground conductor terminal blocks with through terminal blocks is possible in one direction only (via rear side of terminal block) using adjacent jumpers. WAGO recommends using yellow-green adjacent jumpers in addition to the required marking of these blocks.

## Marking



Labeling via WMB Multi Marking System.