

## Cable gland - G-INSEC-PG16-S68N-NNES-S - 1411199


Please be informed that the data shown in this PDF Document is generated from our Online Catalog. Please find the complete data in the user's documentation. Our General Terms of Use for Downloads are valid (<http://phoenixcontact.com/download>)



Cable gland, cable gland material: Nickel-plated brass, external cable diameter 10 mm ... 14 mm, shielding: yes, connecting thread: Pg16, color: silver, with O-ring



### Key Commercial Data

Packing unit	1 pc
Minimum order quantity	5 pc
GTIN	 4 046356 923316
GTIN	4046356923316
Weight per Piece (excluding packing)	40.000 g
Custom tariff number	74199990
Country of origin	Turkey

### Technical data

#### Dimensions

Length	33 mm
Wrench size, union nut	24 mm
Wrench size, support	24 mm
Hexagon angular dimension	26.8 mm
Length of the connecting thread	6.5 mm
Feed-through hole diameter	22.6 mm ... 22.8 mm
External cable diameter	10 mm ... 14 mm
Cable diameter without cable sheath	8.5 mm (Diameter of braided shield)

#### Ambient conditions

# Cable gland - G-INSEC-PG16-S68N-NNES-S - 1411199

## Technical data

### Ambient conditions

Degree of protection (IP)	IP68
Ambient temperature (operation)	-40 °C ... 100 °C (static)

### General

No. of conductors	1
Cable gland material	Nickel-plated brass
Material, insert	Polyamide 6
Cable seal material	CR
O-ring material	Perbunan
Shielded	yes
Thread type on connection side	Pg16
Torque	7 Nm (Union nut: EN 62444)
	7 Nm (Support: EN 62444)
Color	silver
Assembly instructions	1) Mount screw connection flange in the housing using the correct torque 2) Insert cable 3) Tighten union nut using the correct torque
Connection	<p>Method 1 Cut the outer sheath, but do not remove it. Feed the cable through the screw connection and then remove the outer sheath. Now pull the cable back until the connection is established between the cable shield and the contact spring.</p> <p>Method 2 Push the braided shield back around 15 ... 20 mm over the outer sheath. Insert the cables into the screw connection until the connection is established between the cable shield and the contact spring.</p>
Manufacturer	BIMED
Manufacturer Designation	BSEM-05

### Standards and Regulations

Halogen-free	no
--------------	----

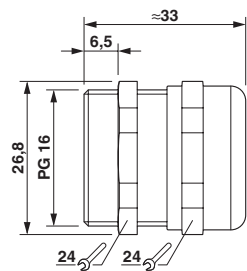
### Environmental Product Compliance

REACH SVHC	Lead 7439-92-1
China RoHS	Environmentally Friendly Use Period = 50 years
	For details about hazardous substances go to tab "Downloads", Category "Manufacturer's declaration"

## Drawings

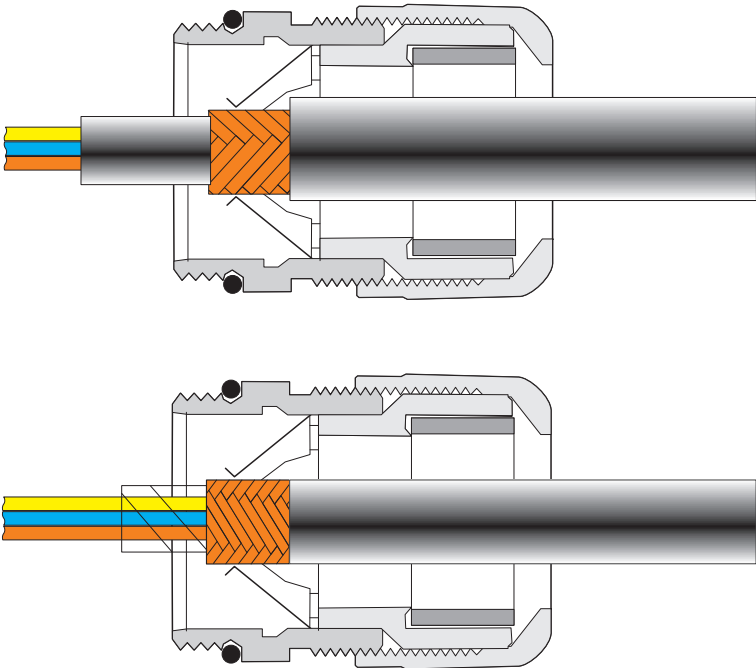
Cable gland - G-INSEC-PG16-S68N-NNES-S - 1411199

Dimensional drawing



Dimensional drawing

Functional drawing



See assembly instruction

Classifications

eCl@ss

eCl@ss 10.0.1	27144432
eCl@ss 11.0	27144432
eCl@ss 4.0	27141200
eCl@ss 4.1	27141200

## Cable gland - G-INSEC-PG16-S68N-NNES-S - 1411199

### Classifications

#### eCl@ss

eCl@ss 5.0	27149100
eCl@ss 5.1	27149100
eCl@ss 6.0	27149100
eCl@ss 7.0	27149109
eCl@ss 9.0	27144432

#### ETIM

ETIM 4.0	EC000441
ETIM 6.0	EC000441
ETIM 7.0	EC000441

#### UNSPSC

UNSPSC 13.2	39121311
UNSPSC 18.0	39121311
UNSPSC 19.0	39121311
UNSPSC 20.0	39121311
UNSPSC 21.0	39121311

### Approvals

#### Approvals

Approvals

DNV GL

Ex Approvals

#### Approval details

DNV GL		<a href="https://approvalfinder.dnvgl.com/">https://approvalfinder.dnvgl.com/</a>	TAE00003WY
--------	---	---	------------

### Accessories

Accessories

Flat nut

## Cable gland - G-INSEC-PG16-S68N-NNES-S - 1411199

### Accessories

EMV nut - A-INLE-PG16-N-S - 1411279



EMV nut, material: Brass, nickel-plated, for threads Pg16, color: silver

---

### Sealing plugs

Closing cap - SEALING PLUG 12X22 RD - 1400260



Closing cap, material: PA, color: red