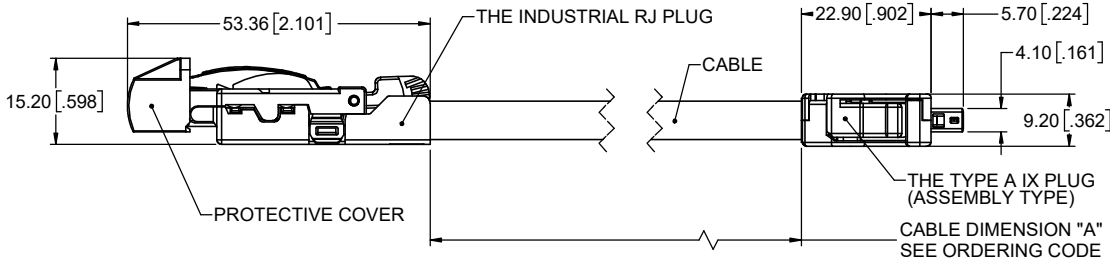


FIGURE 1: STRAIGHT CABLE EXIT + TYPE A IX PLUG(ASSEMBLY TYPE) (ORDERING CODE: DRPC5-XXX0-9AX0)



CONNECTOR PIN ASSIGNMENT				
RJ45 POSITION NUMBER	WIRE COLOUR (TIA/EIA 568B)	PIN ASSIGNMENT 10 OR 100 MBi/S ETHERNET	PIN ASSIGNMENT 1, 2, 5, 6 OR 10 GBi/S ETHERNET	IX PLUG POSITION NUMBER
1	WHITE/ORANGE	TX +	BI_DA +	1
2	ORANGE	TX -	BI_DA -	2
-	-	NOT USED	-	3
4	BLUE	NOT USED	BI_DC +	4
5	WHITE/BLUE	NOT USED	BI_DC -	5
3	WHITE/GREEN	RX +	BI_DB +	6
6	GREEN	RX -	BI_DB -	7
-	-	NOT USED	-	8
7	WHITE/BROWN	NOT USED	BI_DD +	9
8	BROWN	NOT USED	BI_DD -	10

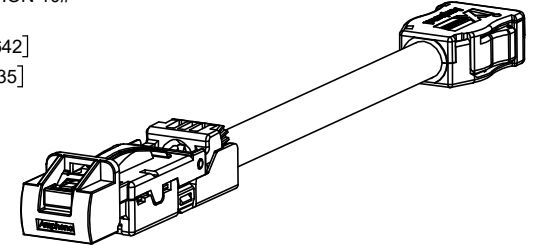
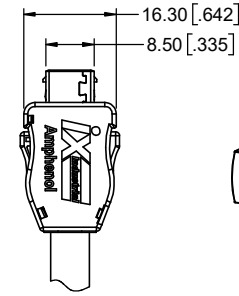
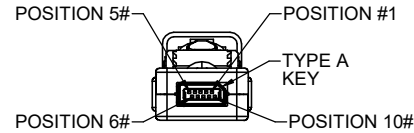
NOTES:

- MATERIAL: RoHS COMPLIANT PER EU DIRECTIVE 2011/65/EU AND AMENDMENTS.  
A). INDUSTRIAL RJ PLUG:  
RJ TERMINALS: COPPER ALLOY, PLATING: SELECTIVE GOLD PLATING ON MATING SURFACES SEE ORDERING CODE FOR THICKNESS, MATTE TIN ON TAILS AND NICKEL UNDERPLATE  
IDC TERMINALS: COPPER ALLOY, PLATING: MATTE TIN OVERALL AND NICKEL UNDERPLATE  
SHIELDS: ZINC ALLOY, PLATING: NICKEL OVERALL AND COPPER UNDERPLATE  
LATCH & SPRING: STAINLESS STEEL  
HOUSING & WIRE COVER & CABLE OUTLET COVER & PROTECTIVE COVER: ENGINEERING THERMOPLASTIC, FLAMMABILITY RATING UL94V-0, COLOUR: BLACK  
B). CABLE: COPPER CONDUCTOR 26AWG&24AWG, 7 STRANDS, PE INSULATION, METAL FOIL WRAPPED TWISTED PAIRS, OVERALL TIN PLATED BRAID, PVC JACKET DIA 6.3 TO 7.2MM(.244" TO .283")  
C). IX PLUG:  
CONTACTS: COPPER ALLOY, PLATING: SELECTIVE GOLD PLATING ON MATING SURFACES SEE ORDERING CODE FOR THICKNESS AND NICKEL UNDERPLATE  
HOUSING & INSERTS: HIGH TEMPERATURE THERMOPLASTIC, FLAMMABILITY RATING UL94V-0, COLOUR: BLACK  
PLUG COVER: POLYCARBONATE, FLAMMABILITY RATING UL94V-0, COLOUR: BLACK  
SHIELD: STAINLESS STEEL, NICKEL PLATED
- INDUSTRIAL RJ PLUG DESIGNED TO CONFORM TO REQUIREMENTS OF TIA-1096A & IEC 60603-7-1 & FCC Part 68, SUBPART F SPECIFICATION, IX PLUG DESIGNED TO CONFORM TO REQUIREMENTS OF IEC 61076 PART 3-124 SPECIFICATION, THE INDUSTRIAL RJ PLUG AND IX PLUG KEY FEATURE SHOWN IS INTENDED TO USE WITH ETHERNET APPLICATIONS, EITHER 10/100 MBi/S OR 1 TO 10 GBi/S (CAT 5e, 6 & 6A).
- CURRENT RATING: 1.5 AMPERES, VOLTAGE RATING: 60V DC
- OPERATING TEMPERATURE: -40°C TO +80°C.
- DIELECTRIC WITHSTANDING VOLTAGE: 500V DC.
- INSULATION RESISTANCE: 500 MEGOHMS MINIMUM.
- MATING & UNMATING FORCE: 20N MAXIMUM FOR RJ PLUG, 25N MAXIMUM FOR IX PLUG.



THIS DOCUMENT CONTAINS PROPRIETARY INFORMATION AND SUCH INFORMATION MAY NOT BE DISCLOSED TO OTHERS FOR ANY PURPOSE OR USED FOR MANUFACTURING PURPOSES WITHOUT WRITTEN PERMISSION FROM AMPHENOL CANADA CORP.

REVISIONS			
REV	DESCRIPTION, ECN, EAR NO.	DATE	APP'D
A	PROPOSAL DRAWING	AUG31/22	K.T.
B	CORRECT GOLD PLATING ERROR	MAR18/25	K.T.



ISOMETRIC VIEW

ORDERING CODE: DRP C 5 - X XX X - X X X X

- CABLE ASSEMBLY \_\_\_\_\_
- INDUSTRIAL RJ PLUG + \_\_\_\_\_
- TYPE A IX PLUG(ASSEMBLY TYPE)
- CABLE TYPE: \_\_\_\_\_
- 1 = 26#AWG, S-FTP
- 2 = 24#AWG, S-FTP
- 0 = STANDARD, BLACK COLOUR HOUSING
- GOLD PLATING OPTIONS:
- 1 = GOLD FLASH PLATING
- 2 = 6µ" GOLD PLATING
- 4 = 50µ" GOLD PLATING
- THE SECOND PLUG CABLE EXIT DIRECTION OPTIONS:
- A = STRAIGHT

CABLE LENGTHS (DIMENSION "A")	
	LENGTH IN CM
20 TO 99	
A0 TO A9	1 METER + 0 TO 9 DECIMETERS
B0 TO B9	2 METER + 0 TO 9 DECIMETERS
C0 TO C9	3 METER + 0 TO 9 DECIMETERS
D0 TO D9	4 METER + 0 TO 9 DECIMETERS
E0 TO E9	5 METER + 0 TO 9 DECIMETERS
F0 TO F9	6 METER + 0 TO 9 DECIMETERS
G0 TO G9	7 METER + 0 TO 9 DECIMETERS
H0 TO H9	8 METER + 0 TO 9 DECIMETERS
J0 TO J9	9 METER + 0 TO 9 DECIMETERS
K0 TO K9	10 METER + 0 TO 9 METERS
L0 TO L9	20 METER + 0 TO 9 METERS
M0 TO M9	30 METER + 0 TO 9 DECAMETERS

CABLE LENGTH ORDERING CODE EXAMPLES:  
75CM=F5, 6.3M=F3, 25M=L5, 80M=M5

0 = STANDARD[7 STRANDS], GRAY COLOUR

- THE FIRST INDUSTRIAL RJ PLUG CABLE EXIT DIRECTION OPTIONS:
- 1 = 45 DEGREE TOWARDS THE BOTTOM
- 2 = 45 DEGREE TOWARDS THE RIGHT
- 3 = 45 DEGREE TOWARDS THE TOP
- 4 = 45 DEGREE TOWARDS THE LEFT
- 5 = 90 DEGREE TOWARDS THE BOTTOM
- 6 = 90 DEGREE TOWARDS THE RIGHT
- 7 = 90 DEGREE TOWARDS THE TOP
- 8 = 90 DEGREE TOWARDS THE LEFT
- 9 = STRAIGHT

NOTE:  
THE CABLE EXIT OPTIONS REFER TO FIGURE 1 & 2 & 3, THE TOWARDS OPTIONS REFER TO FIGURE 4.

UNLESS SPECIFIED OTHERWISE	DRAWN	RONNIE.C	AUG31/22
PRIMARY UNITS MILLIMETERS	CHECKED	K.TANG	AUG31/22
SECONDARY INCHES	M.E. APP'D		
REFERENCE IN PARENTHESES	O.A. APP'D		
GENERAL TOLERANCES	DWG APPR.		
1 DECIMAL PLACE	ENG. REL. NO.		
2 DECIMAL PLACES	REF.		
3 DECIMAL PLACES	THIRD ANGLE PROJECTION		
ANGULAR DEGREES	DO NOT SCALE DRAWING		

Amphenol Canada Corp. Commercial Products			
INDUSTRIAL PLUG CABLE ASSEMBLY, INDUSTRIAL RJ PLUG + TYPE A IX PLUG (ASSEMBLY TYPE), RoHS COMPLIANT			
P-DRPC5-XXXX-XXXX			
CODE ID NO. 03554	DWG SIZE: X	SCALE: 3:2	SHEET 1 OF 2

REVISIONS			
REV	DESCRIPTION, ECN, EAR NO.	DATE	APP'D
A	PROPOSAL DRAWING	AUG31/22	K.T.
B	CORRECT GOLD PLATING ERROR	MAR18/25	K.T.

FIGURE 2: 45 DEGREE TOWARDS THE BOTTOM + TYPE A IX PLUG(ASSEMBLY TYPE) (ORDERING CODE: DRPC5-XXX0-1AX0)

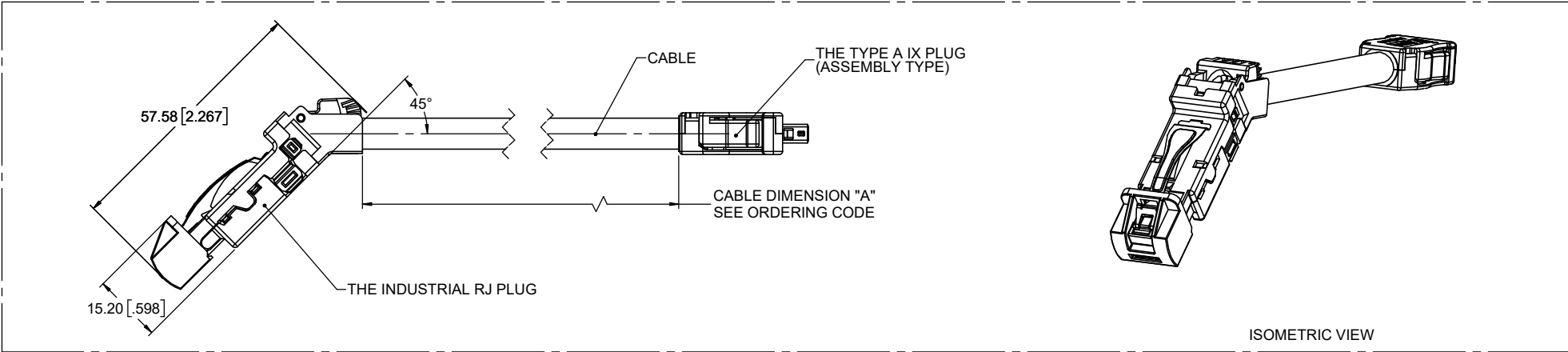


FIGURE 3: 90 DEGREE TOWARDS THE TOP + TYPE A IX PLUG(ASSEMBLY TYPE) (ORDERING CODE: DRPC5-XXX0-7AX0)

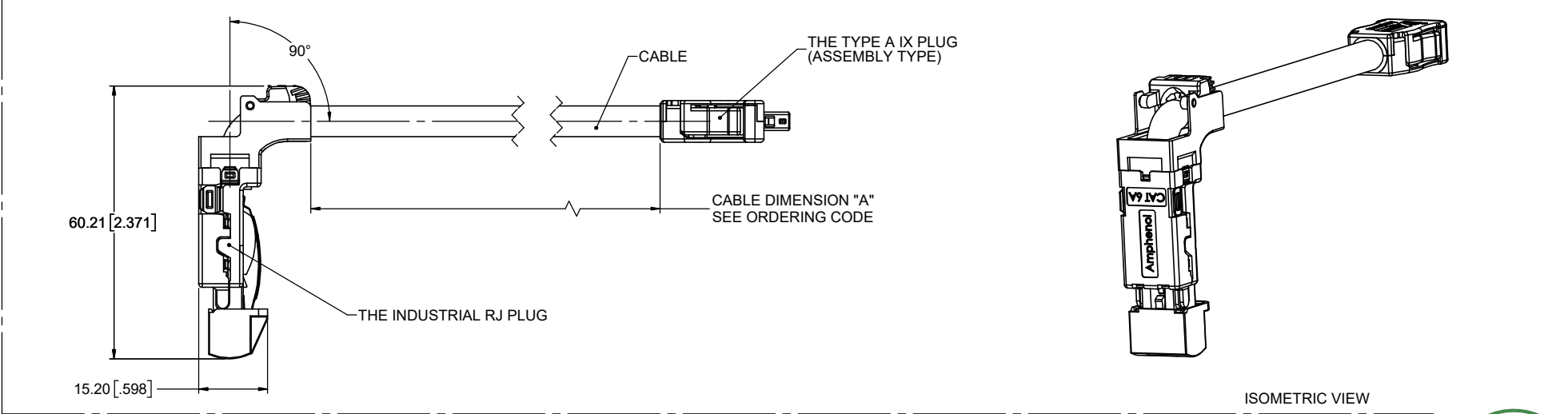
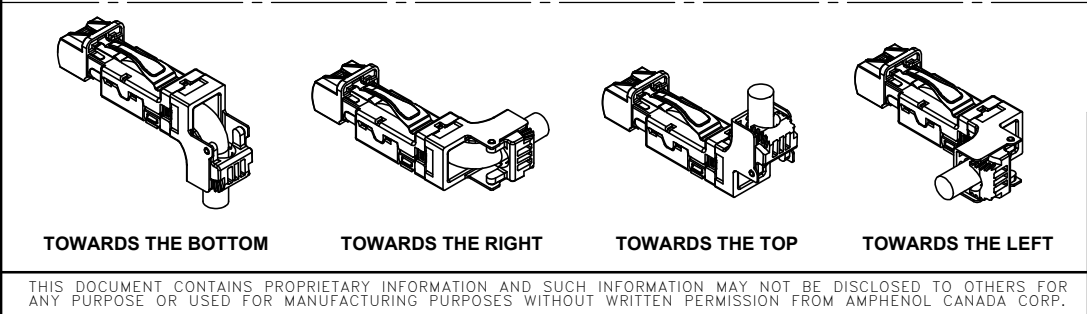


FIGURE 4: TOWARDS OPTIONS FOR 45 DEGREE & 90 DEGREE(90 DEGREE SHOWN, SCALE 1:1):



UNLESS SPECIFIED OTHERWISE		DRAWN	RONNIE.C	AUG31/22
PRIMARY UNITS MILLIMETERS		CHECKED	K.TANG	AUG31/22
SECONDARY UNITS INCHES		M.E. APP'D		
REFERENCE IN PARENTHESES		Q.A. APP'D		
GENERAL TOLERANCES		DWG APPR.		
1 DECIMAL PLACE		ENG. REL. NO.		
2 DECIMAL PLACES		REF.		
3 DECIMAL PLACES		THIRD ANGLE PROJECTION		
ANGULAR DEGREES		DO NOT SCALE DRAWING		

<b>Amphenol Canada Corp.</b> Commercial Products			
INDUSTRIAL PLUG CABLE ASSEMBLY, INDUSTRIAL RJ PLUG + TYPE A IX PLUG (ASSEMBLY TYPE), RoHS COMPLIANT			
DWG. NO.		REV	
P-DRPC5-XXXX-XXXX		B	
CODE ID NO. 03554	DWG SIZE: X	SCALE: 3:2	SHEET 2 OF 2

