ShinDengen
New power. Your power.

Schottky Barrier Diode

MP01EA03



SOD-123_FL

■ 特徴 / Features

- ﾄﾚﾝﾁSBD
  Trench Schottky Barrier Diode
- 低VF
  Low forward voltage drop
- 高周波動作
  High frequency operation
- RoHS指令対応
  RoHS compliant

■ アプリケーション / Applications

- 二次側整流
  Secondary side rectification
- DC/DCコンバータ
  DC/DC converters
- 逆流防止
  Back-flow prevention

■ 最大定格 / Maximum ratings

Parameter	Symbol	Conditions	Limits	Unit
くり返しピーク逆電圧 Repetitive Peak Reverse Voltage	V_{RRM}		30	V
平均整流電流 Average Rectified Output Current	I_O	T_L= 133℃	1	A
実効順電流 R.M.S Forward Current	$I_{F(RMS)}$		1.57	A
サージ順電流 Surge Forward Current	I_{FSM}	50Hz 正弦半波、1サイクル、非くり返し Half Sine Wave, 1cycle, Non-repetitive	20	A
動作接合温度範囲 Operating Junction Temperature Range	T_{jw}		-55 ～ +150	℃
保存温度範囲 Storage Temperature Range	T_{stg}		-55 ～ +150	℃

■ 電気的特性 / Electrical characteristics

Parameter	Symbol	Conditions	Min.	Typ.	Max.	Unit
ピーク逆電流 Peak Reverse Current	I_{RM}	V_{RM}=V_{RRM} Tj=25℃	-	-	0.1	mA
ピーク順電圧 Peak Forward Voltage	V_{FM}	I_{FM}= 1A Tj=25℃	-	-	0.45	V
熱抵抗 Thermal Resistance	$R_{th\ (j-l)}$	接合部ーリード間 Junction to Lead	-	-	25	℃/W
	$R_{th\ (j-a)}$	接合部ー周囲間（プリント基板実装） Junction to Ambient(P.C.Board mounted)	-	-	300	℃/W

Downloaded from Arrow.com.

順 電 圧 特 性
FORWARD CURRENT VS. VOLTAGE

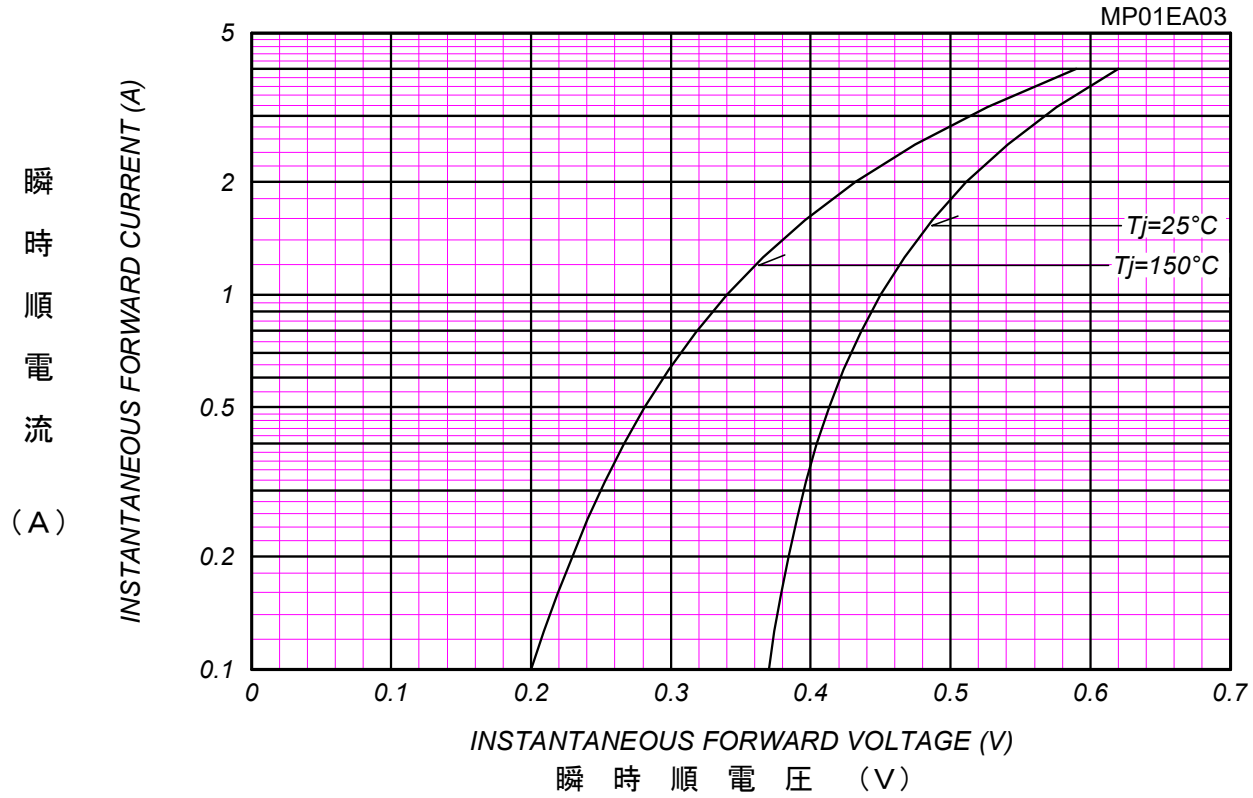

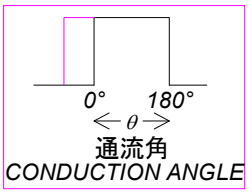

平 均 順 電 力 損 失 特 性
AVERAGE FORWARD POWER DISSIPATION

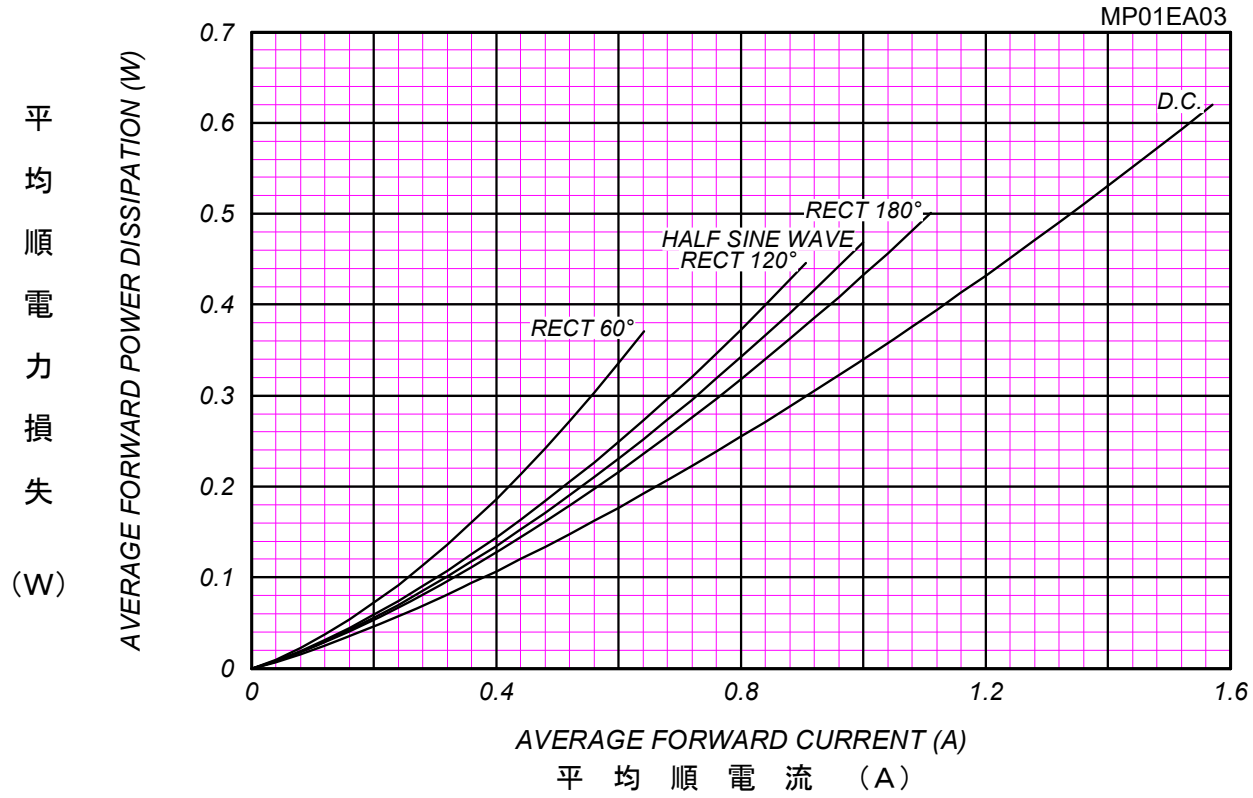

Downloaded from Arrow.com.

ピーク逆電流　ー　ピーク逆電圧特性
PEAK REVERSE CURRENT VS. PEAK REVERSE VOLTAGE

Tj= 150 °C

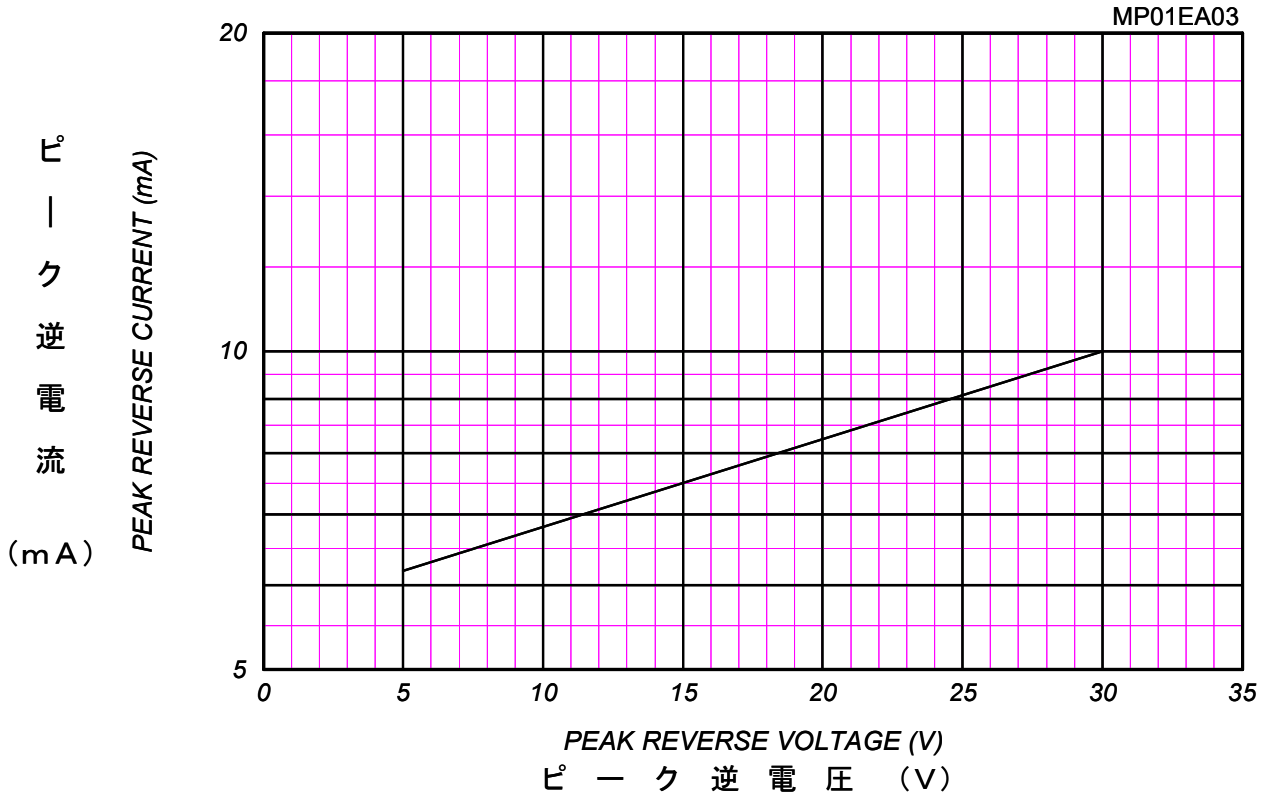

平均逆電力損失
AVERAGE REVERSE POWER DISSIPATION

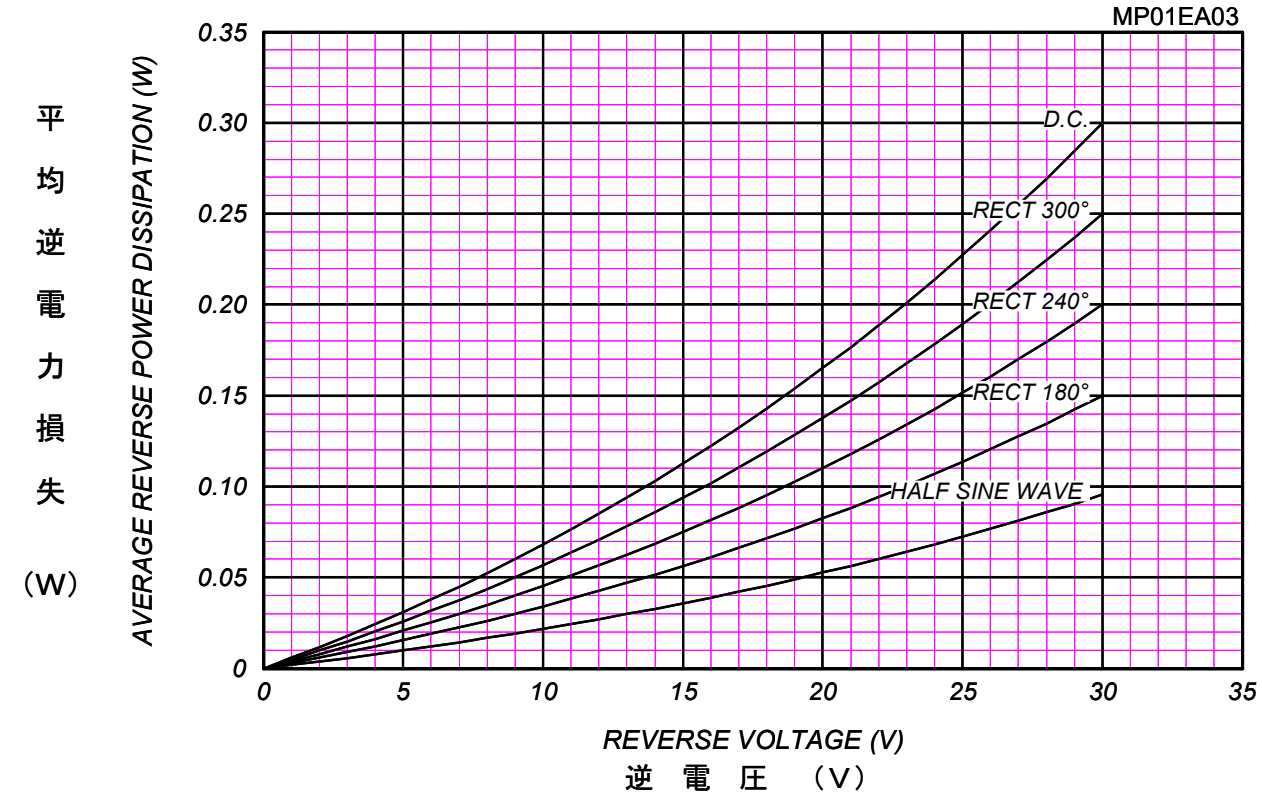

Downloaded from Arrow.com.

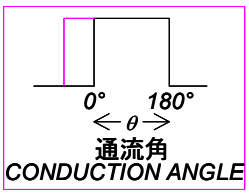

平 均 順 電 流 ー リ ー ド 温 度 定 格
AVERAGE FORWARD CURRENT VS. LEAD TEMPERATURE

V_{RM}=15V

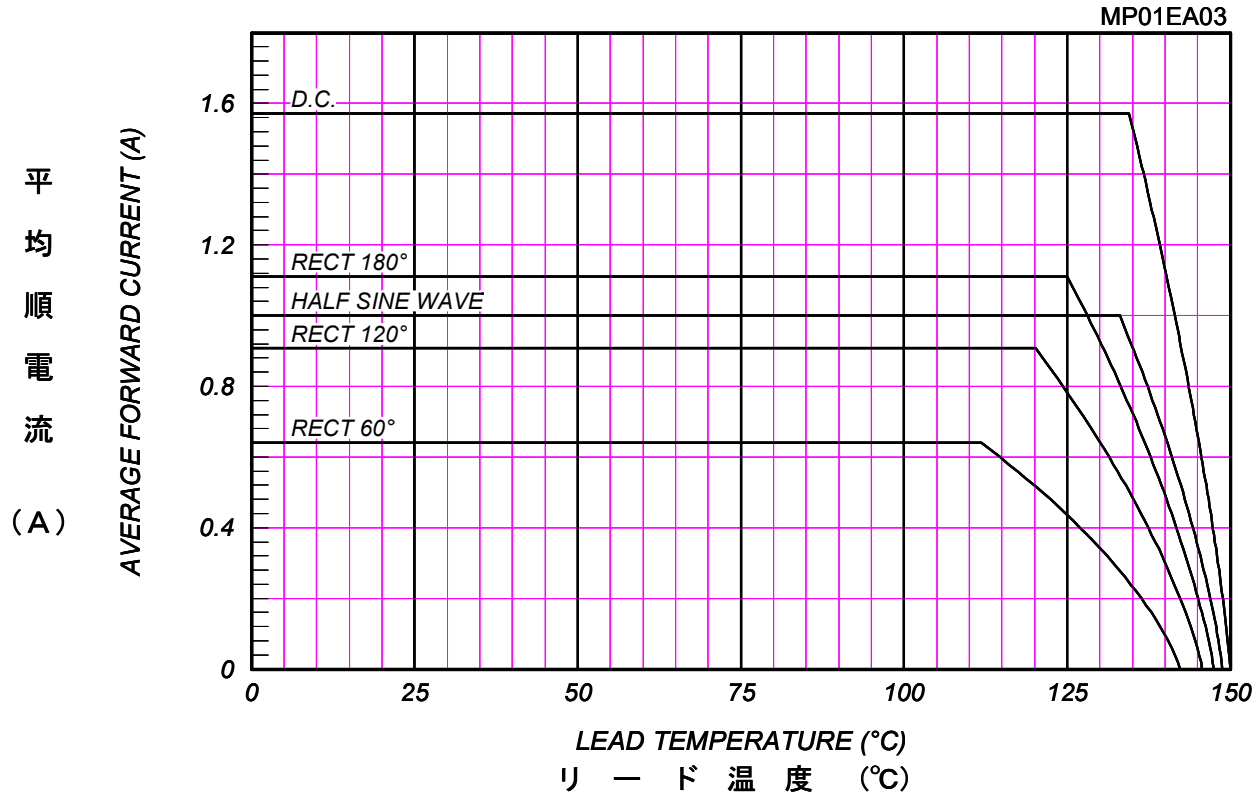

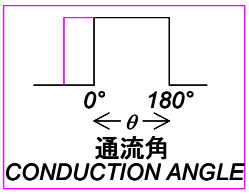

平 均 順 電 流 ー 周 囲 温 度 定 格
AVERAGE FORWARD CURRENT VS. AMBIENT TEMPERATURE

Glass-Epoxy Substrate Mounted(Soldering Land=1.22×0.91mm,Both Side),V_{RM}=15V

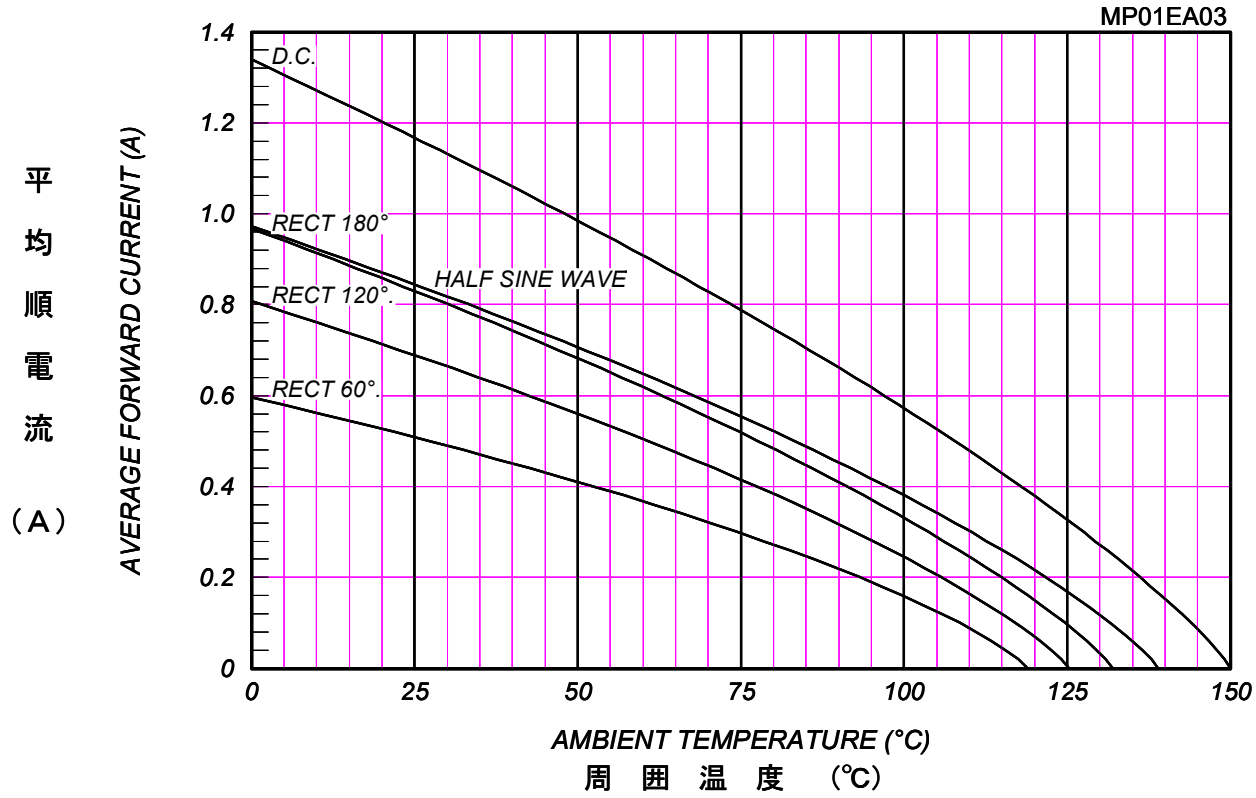

Downloaded from Arrow.com.

サ ー ジ 順 電 流 定 格
SURGE CURRENT RATINGS

f=50Hz,Half Sine Wave,Non-Repetitive,No Load

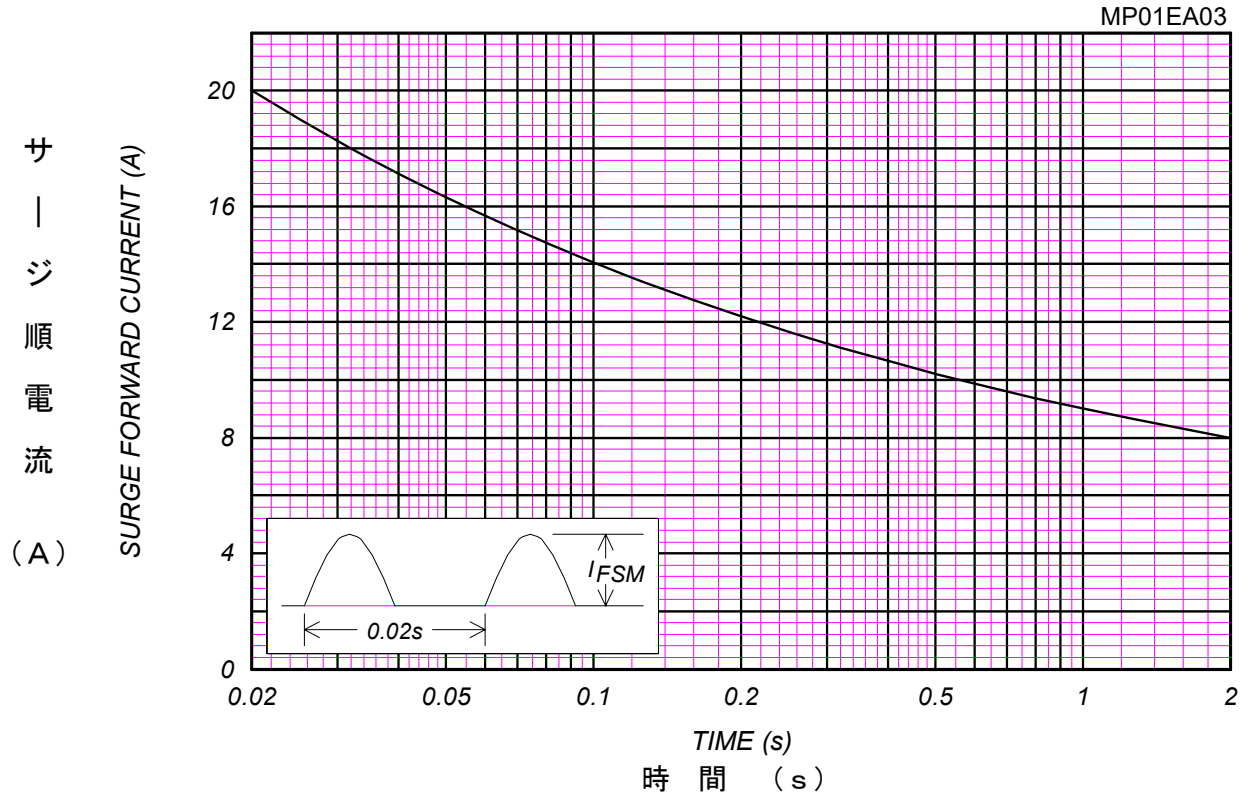

接 合 容 量 特 性
JUNCTION CAPACITANCE VS. REVERSE VOLTAGE

Tj=25°C,Vm=20mV_{RMS},f=100kHz,Typical Value

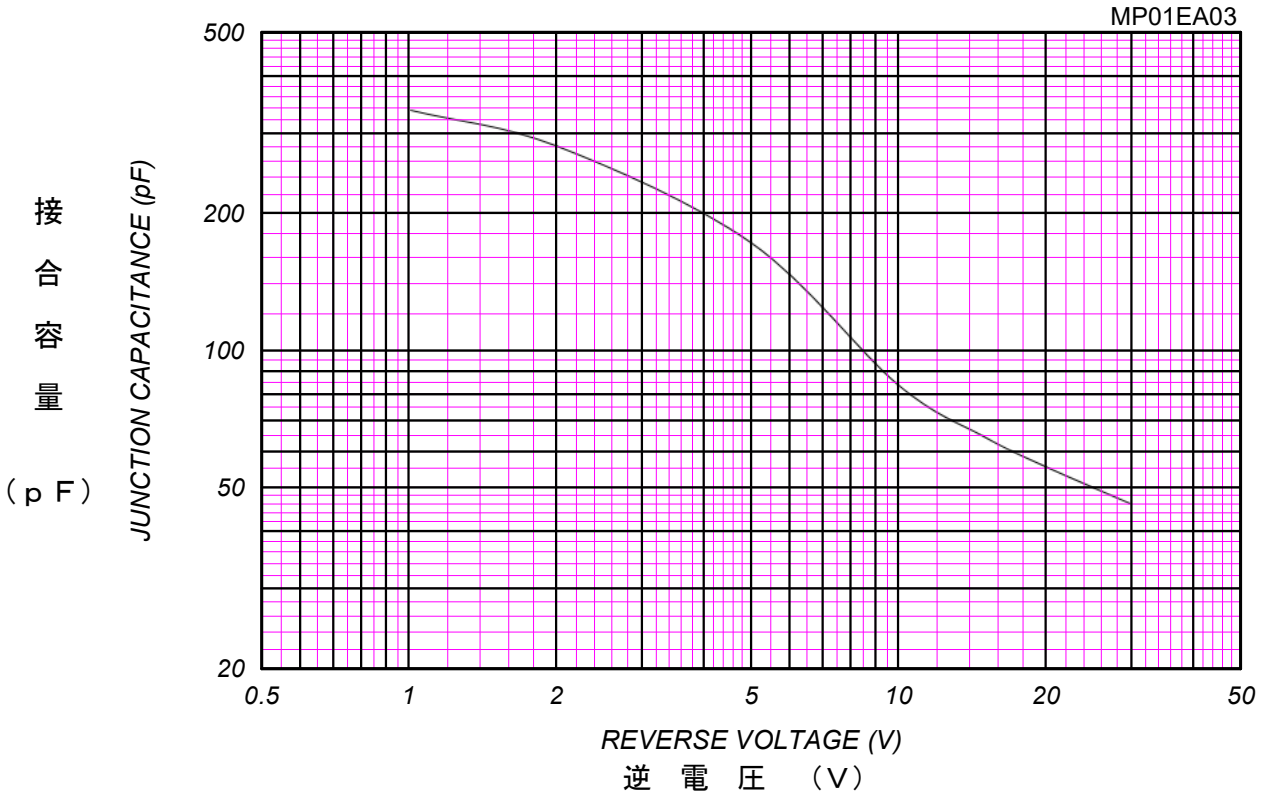

Downloaded from Arrow.com.

SOD-123_FL

■外形図 Package Outline

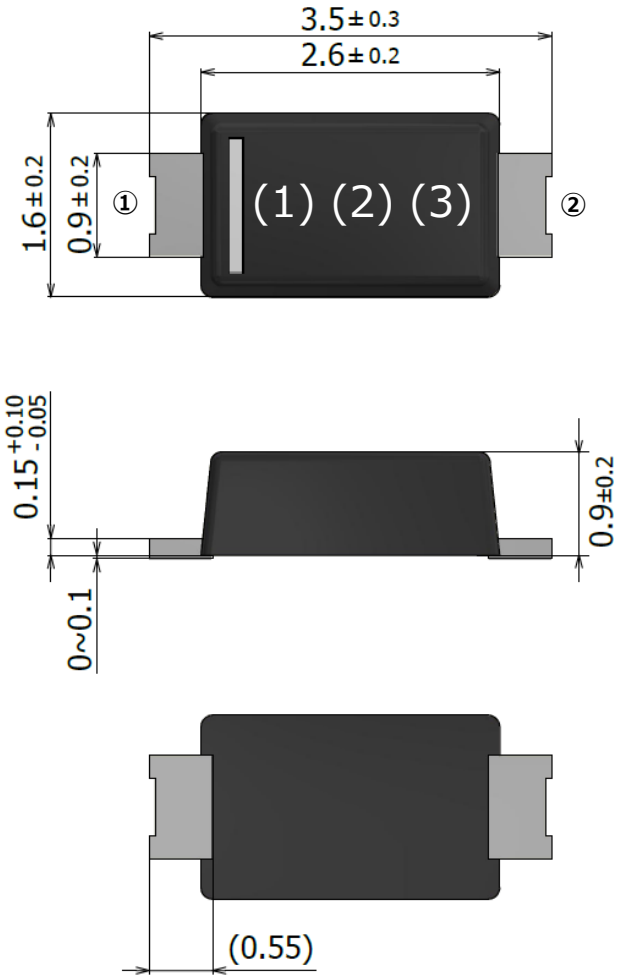

マーク記載内容 Marking
(1) 製品名 Type
MP01EA03 : A

(2) 生産年 Production year

(3) 生産月 Production month

製品重量： 0.012g
Weight

■推奨ランドサイズ Mounting Pad Layout

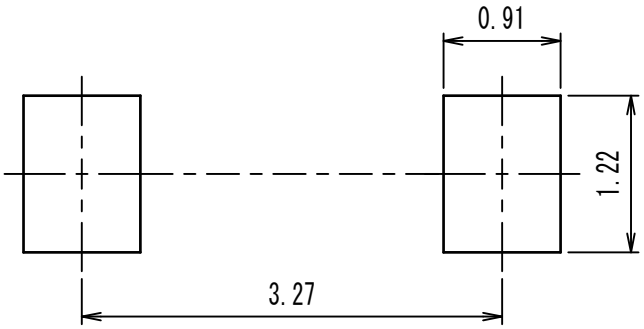

■内部回路図 Inner Circuit

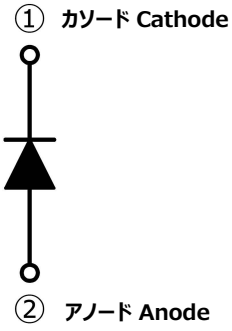

Downloaded from Arrow.com.

ご注意 / Notes

1. ご採用に際しては、別途仕様書をご請求の上、ご確認をお願いいたします。
   If you wish to use any such product, please be sure to refer to the specifications issued by Shindengen.

2. 本資料に記載されている当社製品の品質水準は、一般的な信頼度が要求される標準用途を意図しています。その製品の故障や誤動作が直接生命や人体に影響を及ぼすような極めて高い品質、信頼度を要求される特別、特定用途の機器、装置にご使用の場合には必ず事前に当社へご連絡の上、確認を得て下さい。当社の製品の品質水準は以下のように分類しております。
   All products described or contained herein are designed with a quality level intended for use in standard applications requiring an ordinary level of reliability. If these products are to be used in equipment or devices for special or specific applications requiring an extremely high grade of quality or reliability in which failures or malfunctions of products may directly affect human life or health, a local Shindengen office must be contacted in advance to confirm that the intended use of the product is appropriate. Shindengen products are grouped into the following three applications according the quality grade.

   【標準用途】
   コンピュータ、OA 等の事務機器、通信用端末機器、計測器、AV 機器、アミューズメント機器、家電、工作機器、パーソナル機器、産業用機器等
   【Standard applications】
   Computers, office automation and other office equipment, communication terminals, test and measurement equipment, audio/visual equipment, amusement equipment, consumer electronics, machine tools, personal electronic equipment, industrial equipment, etc.

   【特別用途】
   輸送機器(車載、船舶等)、基幹用通信機器、交通信号機器、防災/防犯機器、各種安全機器、医療機器等
   【Special applications】
   Transportation equipment (vehicles, ships, etc.), trunk-line communication equipment, traffic signal control systems, anti□disaster/crime systems, safety equipment, medical equipment, etc.

   【特定用途】
   原子力制御システム、航空機器、航空宇宙機器、海底中継機器、生命維持のための装置、システム等
   【Specific applications】
   Nuclear reactor control systems, aircraft, aerospace equipment, submarine repeaters, life support equipment and systems, etc.

3. 当社は品質と信頼性の向上に絶えず努めていますが、必要に応じ、安全性を考慮した冗長設計、延焼防止設計、誤動作防止設計等の手段により結果として人身事故、火災事故、社会的な損害等が防止できるようご検討下さい。
   Although Shindengen continuously endeavors to enhance the quality and reliability of its products, customers are advised to consider and take safety measures in their design, such as redundancy, fire containment and anti-failure, so that personal injury, fires, or societal damages can be prevented.

4. 本資料に記載されている内容は、製品改良などのためお断りなしに変更することがありますのでご了承下さい。製品のご購入に際しましては事前に当社または特約店へ最新の情報をご確認下さい。
   Please note that all information described or contained herein is subject to change without notice due to product upgrades and other reasons. When buying Shindengen products, please contact the Company's offices or distributors to obtain the latest information.

5. 本資料の使用によって起因する損害または特許権その他権利の侵害に関しては、当社は一切その責任を負いません。
   Shindengen shall not bear any responsibility with regards to damages or infringement of any third-party patent rights and other intellectual property rights incurred due to the use of information on this website.

6. 本資料によって第三者または当社の特許権その他権利の実施に対する保証または実施権の許諾を行うものではありません。
   The information and materials on this website neither warrant the use of Shindengen's or any third party's patent rights and other intellectual property rights, nor grant license to such rights.

7. 本資料に記載されている製品が、外国為替及び外国貿易管理法に基づき規制されている場合、輸出には同法に基づく日本国政府の輸出許可が必要です。
   In the event that any product described or contained herein falls under the category of strategic products controlled under the Foreign Exchange and Foreign Trade Control Law of Japan, exporting of such products shall require an export license from the Japanese government in accordance with the above law.

8. 本資料の一部または全部を当社に無断で転載または複製することを堅くお断りいたします。
   No reprinting or reproduction of the materials on this website, either in whole or in part, is permitted without proper authorization from Shindengen.

Downloaded from Arrow.com.