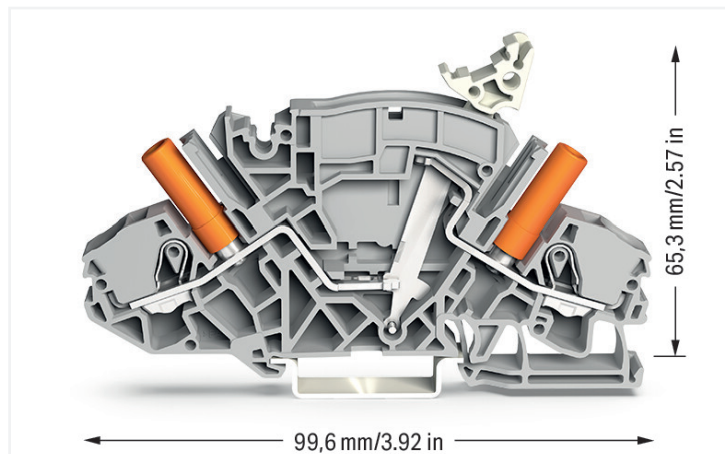


## Data Sheet | Item Number: 2007-8811


2-conductor disconnect/test terminal block; e.g., voltage transformer circuits; with touch-proof test sockets; for 4 mm Ø test plugs; for DIN-rail 35 x 15 and 35 x 7.5; 6 mm<sup>2</sup>; Push-in CAGE CLAMP®; 6,00 mm<sup>2</sup>; gray



<https://www.wago.com/2007-8811>



Color: ■ gray



### Voltage transformer terminal block, 2007 Series, gray

Seamless electrical installations are guaranteed with this voltage transformer terminal block (item number 2007-8811). Conductors can only be connected to this voltage transformer terminal block if their strip length is between 13 and 15 mm. This product features conductor terminals and utilizes Push-in CAGE CLAMP®. Push-in CAGE CLAMP® connection technology is ideal for connecting all conductor types. Both solid and fine-stranded conductors with ferrules can be inserted without the need for tools—all thanks to its pluggable design. Depending on the conductor type, this voltage transformer terminal block is suitable for conductor cross sections ranging from 0.5 mm<sup>2</sup> to 10 mm<sup>2</sup>.

#### Electrical data

Ratings per	IEC/EN 60664-1		
Overvoltage category	III	III	II
Pollution degree	3	2	2
Nominal voltage	500 V	-	-
Rated impulse withstand voltage	6 kV	-	-
Rated current	30 A	-	-

Approvals per	UL 1059		
Use group	B	C	D
Rated voltage	300 V	300 V	300 V
Rated current	30 A	30 A	10 A

Approvals per	CSA 22.2 No 158		
Use group	B	C	D
Rated voltage	300 V	300 V	300 V
Rated current	30 A	30 A	10 A

Power Loss	
Power loss, per pole (potential)	0.702 W
Rated current $I_N$ for power loss specification	30 A
Resistance value for specified, current-dependent power loss	0.00078 $\Omega$

General information	
Wiring direction	Front-entry wiring

Connection Data		Connection 1	
Clamping units	2	Connection technology	Push-in CAGE CLAMP®
Total number of potentials	2	Actuation type	Operating tool
Number of levels	1	Connectable conductor materials	Copper
Number of jumper slots	2	Nominal cross-section	6 mm <sup>2</sup> / 10 AWG
		Solid conductor	0.5 ... 10 mm <sup>2</sup> / 20 ... 8 AWG
		Solid conductor; push-in termination	1 ... 10 mm <sup>2</sup> / 14 ... 8 AWG
		Fine-stranded conductor	0.5 ... 10 mm <sup>2</sup> / 20 ... 8 AWG
		Fine-stranded conductor; with insulated ferrule	0.5 ... 6 mm <sup>2</sup> / 20 ... 10 AWG
		Fine-stranded conductor; with uninsulated ferrule	1.5 ... 6 mm <sup>2</sup> / 16 ... 10 AWG
		Fine-stranded conductor; with ferrule; push-in termination	2.5 ... 6 mm <sup>2</sup> / 16 ... 10 AWG
		Strip length	13 ... 15 mm / 0.51 ... 0.59 inches
		Wiring direction	Front-entry wiring

Physical data	
Width	8 mm / 0.315 inches
Height	99.6 mm / 3.921 inches
Depth from upper-edge of DIN-rail	65.3 mm / 2.571 inches

Mechanical data	
Mounting type	DIN-35 rail
Marking level	Center/side marking

Material data	
Note (material data)	<a href="#">Information on material specifications can be found here</a>
Color	gray
Material group	I
Insulation material (main housing)	Polyamide (PA66)
Flammability class per UL94	V0
Fire load	0.383 MJ
Weight	27.9 g
Test socket color	orange

## Environmental requirements

Processing temperature	-35 ... +85 °C
Continuous operating temperature	-60 ... +105 °C

## Environmental Testing

Test specification: Railway applications – Rolling stock – Electronic equipment	DIN EN 50155 (VDE 0115-200):2022-06
Test procedure: Railway applications – Rolling stock equipment – Vibration and shock tests	DIN EN 61373 (VDE 0115-0106):2011-04
Spectrum/Mounting location	Service life test, Category 1, Class A/B
Functional test with noise-like oscillations	Test passed according to Section 8 of the standard
Frequency	$f_1 = 5 \text{ Hz}$ to $f_2 = 150 \text{ Hz}$
Acceleration	0.101g (highest test level used for all axes)
Test duration per axis	10 min.
Test directions	X, Y and Z axes
Monitoring of contact faults and interruptions	Passed
Voltage drop measurement before and after each axis	Passed
Simulated service life test through increased levels of noise-like oscillations	Test passed according to Section 9 of the standard
Frequency	$f_1 = 5 \text{ Hz}$ to $f_2 = 150 \text{ Hz}$
Acceleration	0.572g (highest test level used for all axes)
Test duration per axis	5 h
Test directions	X, Y and Z axes
Extended testing: Monitoring of contact faults and interruptions	Passed
Extended testing: Voltage drop measurement before and after each axis	Passed
Shock test	Test passed according to Section 10 of the standard
Shock pulse form	Half sine
Acceleration	5g (highest test level used for all axes)
Shock duration	30 ms
Number of shocks (per axis)	3 pos. und 3 neg.
Test directions	X, Y and Z axes
Extended testing: Monitoring of contact faults and interruptions	Passed
Extended testing: Voltage drop measurement before and after each axis	Passed
Vibration and shock stress for rolling stock equipment	Passed

## Commercial data

Product Group	22 (TOPJOB S)
PU (SPU)	20 pcs
Packaging type	Box
Country of origin	CN
GTIN	4055143074797
Customs tariff number	85365080000

### Product Classification

UNSPSC	39121410
eCl@ss 10.0	27-14-11-26
eCl@ss 9.0	27-14-11-26
ETIM 9.0	EC000902
ETIM 10.0	EC000902
ECCN	NO US CLASSIFICATION

### Environmental Product Compliance

CAS-No.	7439-92-1
REACH Candidate List Substance	Lead
RoHS Compliance Status	Compliant,With Exemption
RoHS Exemption	6(c)
SCIP notification number (Austria)	99111920-15e9-4f47-b668-fa89b1d82bae
SCIP notification number (Belgium)	4d6c5d09-d9df-4fcf-bc86-2be9512526da
SCIP notification number (Bulgaria)	cb3e978f-7849-4806-a6f1-064f7d334e6b
SCIP notification number (Czech Republic)	70e7e9cc-1c20-4ce8-bed1-a6b1f9e3213c
SCIP notification number (Denmark)	ca9760a0-4f32-4606-8936-747d52f874df
SCIP notification number (Finland)	985d8dee-693c-465e-b9a6-d1e9eacc75fa
SCIP notification number (France)	bd6254eb-6ddd-433f-b998-aecde4d15293
SCIP notification number (Germany)	98088e6c-b17f-46db-99f6-d2bcf98e83f0
SCIP notification number (Hungary)	ec983592-d14b-41a9-832e-ba31173293c3
SCIP notification number (Italy)	65c68b77-f374-4b3f-90f9-a67c64922138
SCIP notification number (Netherlands)	ff3bfbad-ef37-4b64-93b5-25bfca5134db
SCIP notification number (Poland)	54586fa6-bfa1-4331-92ea-0aea3dd7f82e
SCIP notification number (Romania)	9dfb224a-1463-4c9a-a77f-d4d8137c9578
SCIP notification number (Sweden)	c9b09a63-1240-4086-8b28-415652f83ac5

### Approvals / Certificates

#### General approvals



Approval	Standard	Certificate Name
CSA DEKRA Certification B.V.	C22.2 No. 158	70009679
KEMA/KEUR DEKRA Certification B.V.	EN 60947	71-131652
UL UL International Germany GmbH	UL 1059	E45172

#### Declarations of conformity and manufacturer's declarations



Approval	Standard	Certificate Name
EU-Declaration of Confor- mity WAGO GmbH & Co. KG	-	-
Railway WAGO GmbH & Co. KG	-	Railway Ready
UK-Declaration of Confor- mity WAGO GmbH & Co. KG	-	-

#### Approvals for marine applications



Approval	Standard	Certificate Name
DNV GL Det Norske Veritas, Ger- manischer Lloyd	-	TAE00001V2
PRS Polski Rejestr Statków	-	TE/1094/880590/23

## Downloads

### Environmental Product Compliance

Compliance Search			
Environmental Product Compliance 2007-8811			↓

## Documentation

Bid Text			
2007-8811	17.04.2019	xml 4.06 KB	↓
2007-8811	14.05.2019	docx 15.49 KB	↓

## CAD/CAE-Data

CAD data	
2D/3D Models 2007-8811	↓

CAE data	
EPLAN Data Portal 2007-8811	↓
WSCAD Universe 2007-8811	↓
ZUKEN Portal 2007-8811	↓

## 1 Compatible Products

### 1.1 Required Accessories

#### 1.1.1 End plate

##### 1.1.1.1 End plate



**Item No.: 2007-8893**  
End plate; 1.5 mm thick; with lock-out seal option; gray

**Item No.: 2007-8894**  
End plate; 1.5 mm thick; with lock-out seal option; orange

**Item No.: 2007-8891**  
End plate; 1.5 mm thick; without lock-out seal option; gray

**Item No.: 2007-8892**  
End plate; 1.5 mm thick; without lock-out seal option; orange

### 1.2 Optional Accessories

#### 1.2.1 DIN-rail

##### 1.2.1.1 Mounting accessories



**Item No.: 210-196**  
Aluminum carrier rail; 35 x 8.2 mm; 1.6 mm thick; 2 m long; unslotted; similar to EN 60715; silver-colored

**Item No.: 210-198**  
Copper carrier rail; 35 x 15 mm; 2.3 mm thick; 2 m long; unslotted; according to EN 60715; copper-colored

**Item No.: 210-197**  
Steel carrier rail; 35 x 15 mm; 1.5 mm thick; 2 m long; slotted; similar to EN 60715; silver-colored

**Item No.: 210-114**  
Steel carrier rail; 35 x 15 mm; 1.5 mm thick; 2 m long; unslotted; similar to EN 60715; silver-colored



**Item No.: 210-118**  
Steel carrier rail; 35 x 15 mm; 2.3 mm thick; 2 m long; unslotted; according to EN 60715; silver-colored

**Item No.: 210-115**  
Steel carrier rail; 35 x 7.5 mm; 1 mm thick; 2 m long; slotted; according to EN 60715; "Hole width 18 mm; silver-colored

**Item No.: 210-112**  
Steel carrier rail; 35 x 7.5 mm; 1 mm thick; 2 m long; slotted; according to EN 60715; "Hole width 25 mm; silver-colored

**Item No.: 210-113**  
Steel carrier rail; 35 x 7.5 mm; 1 mm thick; 2 m long; unslotted; according to EN 60715; silver-colored

## 1.2.2 Installation

### 1.2.2.1 Cover



**Item No.: 709-156**

Cover; Type 3; suitable for cover carrier, type 3; 1 m long; transparent

### 1.2.2.2 Cover carrier



**Item No.: 709-169**

Cover carrier; Type 3; incl. fixing/retaining screws and knurled nut; suitable for 279 to 282 and 880 Series rail-mounted terminal blocks; suitable for 264 Series miniature rail-mounted terminal blocks; suitable for 270 Series sensor and actuator terminal blocks; gray

## 1.2.3 Jumper

### 1.2.3.1 Jumper



**Item No.: 282-440**

Jumper; 10-way; insulated; orange



**Item No.: 282-432**

Jumper; 2-way; insulated; orange



**Item No.: 282-432/100-000**

Jumper; 2-way; insulated; orange



**Item No.: 282-433**

Jumper; 3-way; insulated; orange



**Item No.: 282-433/100-000**

Jumper; 3-way; insulated; orange



**Item No.: 282-434**

Jumper; 4-way; insulated; orange



**Item No.: 282-434/100-000**

Jumper; 4-way; insulated; orange



**Item No.: 282-435**

Jumper; 5-way; insulated; orange



**Item No.: 282-436**

Jumper; 6-way; insulated; orange



**Item No.: 282-437**

Jumper; 7-way; insulated; orange



**Item No.: 282-438**

Jumper; 8-way; insulated; orange



**Item No.: 282-439**

Jumper; 9-way; insulated; orange



**Item No.: 282-435/011-000**

Jumper; insulated; orange



**Item No.: 282-435/300-000**

Jumper; insulated; orange



**Item No.: 282-435/301-000**

Jumper; insulated; orange



**Item No.: 282-436/301-000**

Jumper; insulated; orange



**Item No.: 282-436/304-000**

Jumper; insulated; orange



**Item No.: 282-437/011-000**

Jumper; insulated; orange



**Item No.: 282-437/012-000**

Jumper; insulated; orange



**Item No.: 282-438/300-000**

Jumper; insulated; orange



**Item No.: 282-438/301-000**

Jumper; insulated; orange



**Item No.: 282-439/011-000**

Jumper; insulated; orange

1.2.4 Locking system

1.2.4.1 Locking system



**Item No.: 210-254**  
Interlocking link; mechanically locks multiple links; 1 m long; transparent



**Item No.: 282-881**  
Locking cover; mechanically locks multiple links; 1-pole; transparent



**Item No.: 282-882**  
Locking cover; mechanically locks multiple links; 2-pole; transparent



**Item No.: 282-883**  
Locking cover; mechanically locks multiple links; 3-pole; transparent



**Item No.: 282-884**  
Locking cover; mechanically locks multiple links; 4-pole; transparent



**Item No.: 282-885**  
Locking cover; mechanically locks multiple links; 5-pole; transparent



**Item No.: 282-886**  
Locking cover; mechanically locks multiple links; 6-pole; transparent



**Item No.: 282-887**  
Locking cover; mechanically locks multiple links; 7-pole; transparent



**Item No.: 282-888**  
Locking cover; mechanically locks multiple links; 8-pole; transparent

1.2.5 Lock-out

1.2.5.1 Locking system



**Item No.: 2007-8899**  
Lock-out; for disconnect link; yellow

1.2.6 Marking

1.2.6.1 Marker



**Item No.: 793-501/000-006**  
WMB marking card; as card; not stretchable; plain; snap-on type; blue



**Item No.: 793-501/000-007**  
WMB marking card; as card; not stretchable; plain; snap-on type; gray



**Item No.: 793-501/000-023**  
WMB marking card; as card; not stretchable; plain; snap-on type; green



**Item No.: 793-501/000-017**  
WMB marking card; as card; not stretchable; plain; snap-on type; light green



**Item No.: 793-501/000-012**  
WMB marking card; as card; not stretchable; plain; snap-on type; orange



**Item No.: 793-501/000-005**  
WMB marking card; as card; not stretchable; plain; snap-on type; red



**Item No.: 793-501/000-024**  
WMB marking card; as card; not stretchable; plain; snap-on type; violet



**Item No.: 793-501**  
WMB marking card; as card; not stretchable; plain; snap-on type; white



**Item No.: 793-501/000-002**  
WMB marking card; as card; not stretchable; plain; snap-on type; yellow



**Item No.: 2009-115/000-006**  
WMB-Inline; for Smart Printer; 1500 pieces on roll; stretchable 5 - 5.2 mm; plain; snap-on type; blue



**Item No.: 2009-115/000-007**  
WMB-Inline; for Smart Printer; 1500 pieces on roll; stretchable 5 - 5.2 mm; plain; snap-on type; gray



**Item No.: 2009-115/000-023**  
WMB-Inline; for Smart Printer; 1500 pieces on roll; stretchable 5 - 5.2 mm; plain; snap-on type; green



**Item No.: 2009-115/000-017**  
WMB-Inline; for Smart Printer; 1500 pieces on roll; stretchable 5 - 5.2 mm; plain; snap-on type; light green



**Item No.: 2009-115/000-012**  
WMB-Inline; for Smart Printer; 1500 pieces on roll; stretchable 5 - 5.2 mm; plain; snap-on type; orange



**Item No.: 2009-115/000-024**  
WMB-Inline; for Smart Printer; 1500 pieces on roll; stretchable 5 - 5.2 mm; plain; snap-on type; violet



**Item No.: 2009-115**  
WMB-Inline; for Smart Printer; 1500 pieces on roll; stretchable 5 - 5.2 mm; plain; snap-on type; white



**Item No.: 2009-115/000-002**  
WMB-Inline; for Smart Printer; 1500 pieces on roll; stretchable 5 - 5.2 mm; plain; snap-on type; yellow

### 1.2.6.2 Marker carrier



**Item No.: 2009-198**

Adaptor; gray

### 1.2.6.3 Marking strip



**Item No.: 2009-110**

Marking strips; for Smart Printer; on reel; not stretchable; plain; snap-on type; white

## 1.2.7 Protective warning marker

### 1.2.7.1 Cover



**Item No.: 2006-115**

Protective warning marker; for 5 terminal blocks; with high-voltage symbol, black; yellow

## 1.2.8 Screwless end stop

### 1.2.8.1 Mounting accessories



**Item No.: 249-117**

Screwless end stop; 10 mm wide; for DIN-rail 35 x 15 and 35 x 7.5; gray



**Item No.: 249-116**

Screwless end stop; 6 mm wide; for DIN-rail 35 x 15 and 35 x 7.5; gray

## 1.2.9 Tool

### 1.2.9.1 Operating tool




**Item No.: 210-721**

Operating tool; Blade: 5.5 x 0.8 mm; with a partially insulated shaft; multicoloured


## Installation Notes

### Commoning




Additional commoning option on the transformer side

**Security**




Lock-out prevents accidental operation of disconnect link.




Lock-out snaps into one of two notched positions.

**Locking system**



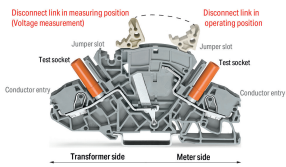
Using locking covers or profiles for adjacent terminal blocks allows disconnect links to be operated simultaneously.



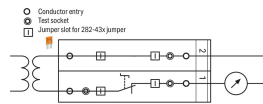
A lock-out seal can be used on the disconnect link in operating position I when combined with an end and separator plate (Item No. 2007-8893 or Item No. 2007-8894).



Interlocking link mechanically locks multiple links for multi-pole switching applications.




Disconnect/Test Terminal Block (2007-8811)



**Example for voltage transformer testing  
Measuring set for single-phase voltage transformer testing**  
Terminal blocks required:  
1 x disconnect/test terminal block (2007-8811)  
1 x through terminal block (2007-8801)  
1 x end plate, orange (2007-8892)  
In addition: locking cover, lock-out

Disconnecting the voltage transformer from the circuit: Move disconnect link from operating position to measurement position.  
Voltage measurement: Connecting a measurement device via test socket on the meter side can only be performed after disconnection is complete (measuring point).

**Marking**



Marking via WMB Multi markers or marking strips.

Subject to changes. Please also observe the further product documentation!

---

Current addresses can be found at: [www.wago.com](http://www.wago.com)