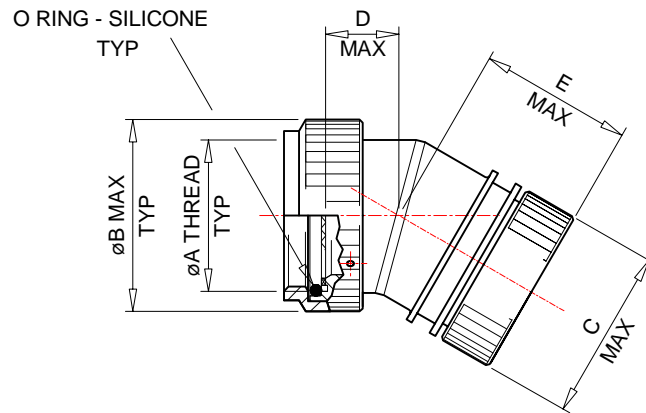
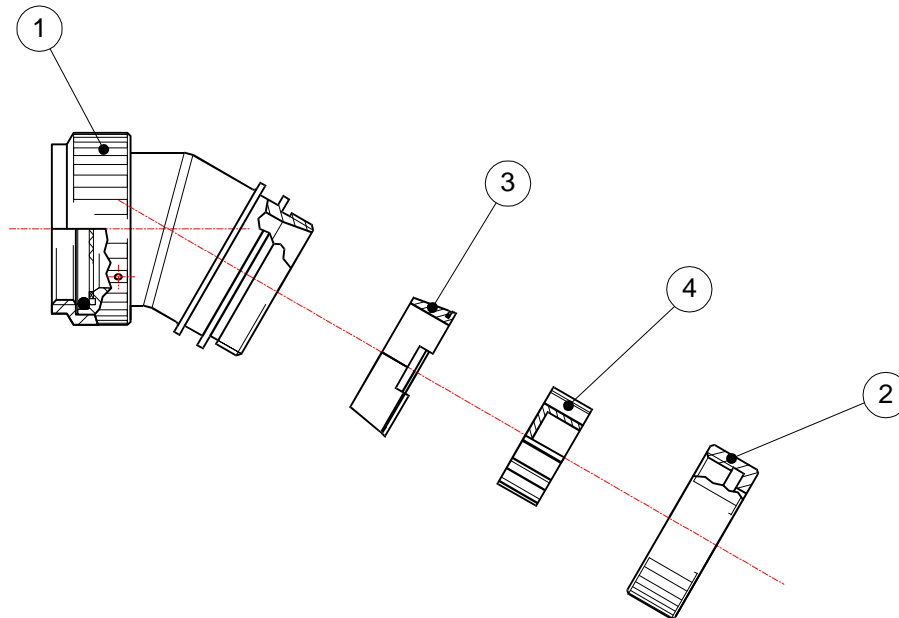


CUSTOMER DRAWING

REV: A	ECO-09- 002052	DATE: JAN 26, 2009
------------------	-------------------	-----------------------



30° ADAPTOR
-30°



© 2009 Tyco Electronics Corporation. All rights reserved.

		Raychem Adapter 305 Constitution Drive Menlo Park, CA 94025, USA		TITLE: HexaShield Adaptor 30 Deg. for Code 40 Connectors Plain Clamping Nut			
UNLESS OTHERWISE SPECIFIED DIMENSIONS ARE IN MILLIMETERS. INCH DIMENSIONS ARE SHOWN IN BRACKETS		Tyco Electronics reserves the right to amend this drawing at any time. Users should evaluate the suitability of the product for their application.		DOCUMENT NO. HEX40-KC-30-YY-AYY-1-YY			
DRAWN: A. BUI	APPROVED: M. PIOZET	DATE: JAN 19, 2009	Cage Code: 06090	FILE: HEX40-KC-30-YY-AYY-1-YY.doc	SCALE: NONE	SHEET: 1 OF 4	

If this document is printed it becomes uncontrolled. Check for the latest revision.

CUSTOMER DRAWING

REV: A	ECO-09- 002052	DATE: JAN 26, 2009
------------------	-------------------	-----------------------

KIT DESCRIPTION

ITEM	DESCRIPTION	MATERIAL
1	BODY ASSEMBLY	NUT – STAINLESS STEEL
		BODY – STAINLESS STEEL
2	CLAMPING NUT - PLAIN	STAINLESS STEEL
3	CONIC RING	STAINLESS STEEL
4	STAR - PLAIN	STAINLESS STEEL

TABLE OF DIMENSIONS


Order Number	Shell Size		ØA Thread Class 6H	ØB Max	ØC Max	D Max	E Max	Ferrule Quantity	
	Mil.	Com.						Std.	Optional
09	A	09	M12 x 1	19.0 [0.75"]	17.5 [0.69"]	11.5 [0.45"]	24.0 [0.94"]	1	-
11	B	11	M15 x 1	22.0 [0.87"]	21.5 [0.85"]	12.0 [0.47"]	24.5 [0.96"]	2	-
13	C	13	M18 x 1	25.5 [1.00"]	22.5 [0.89"]	12.5 [0.49"]	25.0 [0.98"]	3	-
15	D	15	M22 x 1	30.5 [1.20"]	25.5 [1.00"]	13.0 [0.51"]	25.5 [1.00"]	5	-
17	E	17	M25 x 1	33.5 [1.32"]	28.5 [1.12"]	13.5 [0.53"]	26.0 [1.02"]	6	7
19	F	19	M28 x 1	37.0 [1.46"]	31.5 [1.24"]	14.0 [0.55"]	26.5 [1.04"]	7	-
21	G	21	M31 x 1	38.5 [1.52"]	35.0 [1.38"]	14.5 [0.57"]	27.0 [1.06"]	9	11
23	H	23	M34 x 1	42.0 [1.65"]	38.0 [1.50"]	15.0 [0.59"]	27.5 [1.08"]	10	11, 12 13, 15
25	J	25	M37 x 1	46.5 [1.83"]	41.0 [1.61"]	15.5 [0.61"]	28.0 [1.10"]	12	13, 14, 15, 17, 18

PART NUMBERING

HEX40-KC-30-21-A9-1-DS

- CONNECTOR CODE NUMBER _____
HEX40 = MIL-C-38999 SERIES III AND IV
- MATERIAL CODE: _____
K = STAINLESS STEEL
- PLATING CODE: _____
C = ELECTROLESS NICKEL TO SAE-AMS-C-26074
- BODY STYLE _____
30 = 30°
- ORDER NUMBER _____
- FERRULE QUANTITY CODE _____
- 1 = PLAIN CLAMPING NUT _____
- DS = DRILLED STAR - OPTIONAL - SEE NOTE 2 _____

© 2009 Tyco Electronics Corporation. All rights reserved.

		Raychem Adapter 305 Constitution Drive Menlo Park, CA 94025, USA		TITLE: HexaShield Adaptor 30 Deg. for Code 40 Connectors Plain Clamping Nut			
UNLESS OTHERWISE SPECIFIED DIMENSIONS ARE IN MILLIMETERS. INCH DIMENSIONS ARE SHOWN IN BRACKETS		Tyco Electronics reserves the right to amend this drawing at any time. Users should evaluate the suitability of the product for their application.		DOCUMENT NO. HEX40-KC-30-YY-AYY-1-YY			
DRAWN: A. BUI	APPROVED: M. PIOZET	DATE: JAN 19, 2009	Cage Code: 06090	FILE: HEX40-KC-30-YY-AYY-1-YY.doc	SCALE: NONE	SHEET: 2 OF 4	

If this document is printed it becomes uncontrolled. Check for the latest revision.

CUSTOMER DRAWING

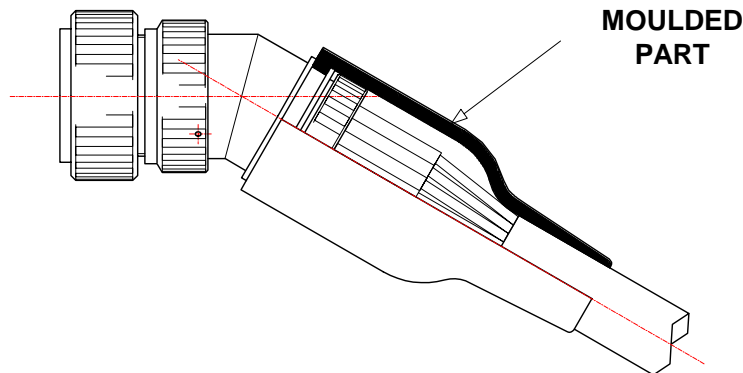
REV:	ECO-09-	DATE:
A	002052	JAN 26, 2009

APPLICATION

- These adaptors are designed to be mounted on the following connectors:

MIL-C-38999 Series III and IV

- They are qualified to the Raychem specification RB-114, when installed on metallic Mil-Specification circular connectors only.
- They are designed primarily for open wire bundle installation but are also designed to accept Raychem heat shrink moulded parts where strain relief is required – see illustration.



- Use in conjunction with ferrules HET-A-0XX, which are purchased separately. Refer to HET-A-0XX S.C.D. for relevant selection details.

INSTALLATION

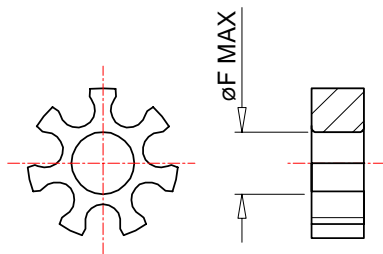
- See Installation Procedure RPIP-696-04.

PACKAGING

- All components are supplied in a plastic bag.

NOTES!


1. Item 4 - Star - is **not** supplied with Hexashield Order Number 09.
2. The DS option, illustrated below, is for a Drilled Star that is available on sizes 15 to 25 only. This option is to allow unshielded wires to pass through the assembly.



STAR SIZE	15	17	19	21	23	25
ØF MAX	3.0	6.0	9.0	12.0	15.0	18.0
	[0.12"]	[0.24"]	[0.35"]	[0.47"]	[0.59"]	[0.71"]

3. Where the ferrule quantities required are standard, the item 4 - Star - is also standard.

© 2009 Tyco Electronics Corporation. All rights reserved.

		Raychem Adapter 305 Constitution Drive Menlo Park, CA 94025, USA		TITLE: HexaShield Adaptor 30 Deg. for Code 40 Connectors Plain Clamping Nut		
UNLESS OTHERWISE SPECIFIED DIMENSIONS ARE IN MILLIMETERS. INCH DIMENSIONS ARE SHOWN IN BRACKETS		Tyco Electronics reserves the right to amend this drawing at any time. Users should evaluate the suitability of the product for their application.		DOCUMENT NO. HEX40-KC-30-YY-AYY-1-YY		
DRAWN: A. BUI	APPROVED: M. PIOZET	DATE: JAN 19, 2009	Cage Code: 06090	FILE: HEX40-KC-30-YY-AYY-1-YY.doc	SCALE: NONE	SHEET: 3 OF 4

If this document is printed it becomes uncontrolled. Check for the latest revision.

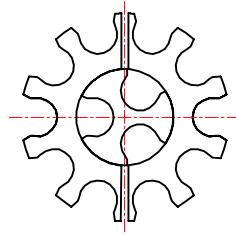
CUSTOMER DRAWING

REV:	ECO-09-	DATE:
A	002052	JAN 26, 2009

If the optional quantity is selected then 2 items 4 will be supplied - one "split" and the other one standard.
See below for illustration. Note: Star combination may vary from Order Number to Order Number.


EXAMPLE: FERRULE QUANTITY CODE -A13

-A13 = -A10 SPLIT STAR + -A3 STANDARD STAR



4. Assembly is to be permanently marked with Code Identity Number and Part Number.
(e.g. 06090 HEX40-KC-30-21-A9-1)

© 2009 Tyco Electronics Corporation. All rights reserved.

 Tyco Electronics		Raychem Adapter 305 Constitution Drive Menlo Park, CA 94025, USA		TITLE: HexaShield Adaptor 30 Deg. for Code 40 Connectors Plain Clamping Nut		
UNLESS OTHERWISE SPECIFIED DIMENSIONS ARE IN MILLIMETERS. INCH DIMENSIONS ARE SHOWN IN BRACKETS		Tyco Electronics reserves the right to amend this drawing at any time. Users should evaluate the suitability of the product for their application.		DOCUMENT NO. HEX40-KC-30-YY-AYY-1-YY		
DRAWN: A. BUI	APPROVED: M. PIOZET	DATE: JAN 19, 2009	Cage Code: 06090	FILE: HEX40-KC-30-YY-AYY-1-YY.doc	SCALE: NONE	SHEET: 4 OF 4

If this document is printed it becomes uncontrolled. Check for the latest revision.