VICOR CONFIDENTIAL

THIS DOCUMENT AND THE DATA DISCLOSED HEREIN OR HEREWITH IS NOT TO BE REPRODUCED, USED OR DISCLOSED IN WHOLE OR IN PART TO ANYONE WITHOUT THE PERMISSION OF VICOR CORP.

REVISIONS

REV	DESCRIPTION	DATE	APPROVED
1	RELEASE PER E100764 DCS	06/07/10	KUK

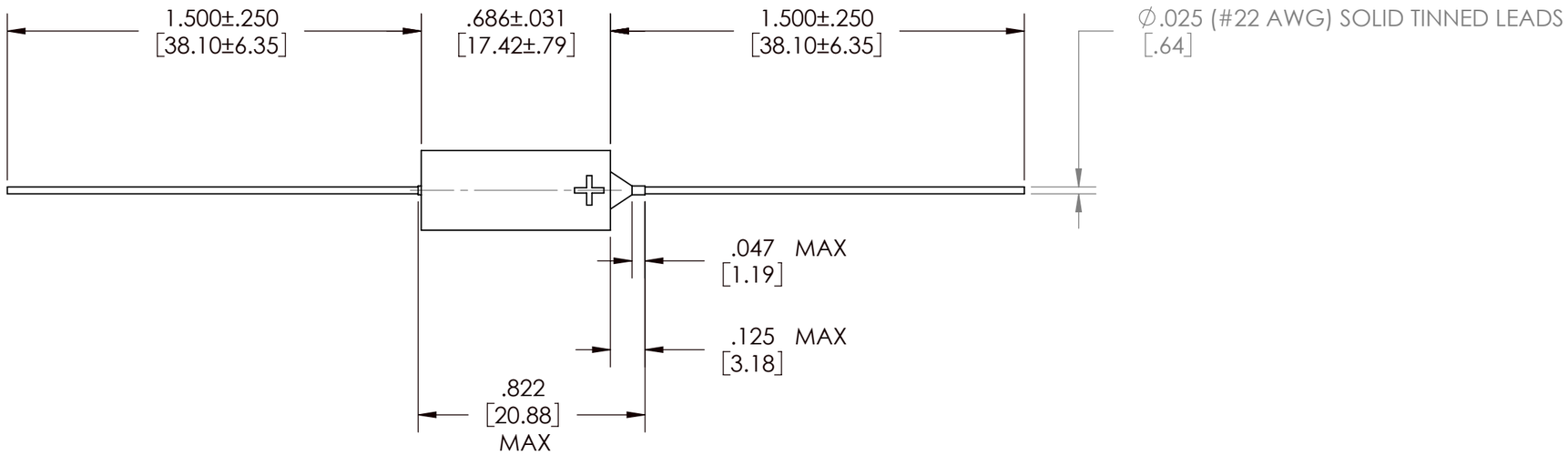

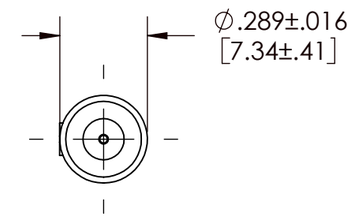

ELECTRICAL CHARACTERISTICS @ T=25°C (UNLESS OTHERWISE SPECIFIED)

PARAMETER	SYMBOL	MIN	TYP	MAX	UNITS	TEST CONDITIONS
CAPACITANCE	C	61.2		74.8	uF	@ 120 Hz, .5 Vrms
LEAKAGE CURRENT	I_{DCL}			7	uA	@ V_{DCW}
EQUIVALENT SERIES RESISTANCE	ESR		160		mΩ	@ 100 KHz 1VRMS
WORKING VOLTAGE	V_{DCW}	30			V	
DISSIPATION FACTOR	D			6	%	@ 120 Hz 1VRMS
OPERATING TEMPERATURE		-55°C TO +125°C				WITH PROPER VOLTAGE DERATING

MARKING:

1. VENDOR
2. DATE CODE
3. MFD/TOL/VDC

NOTES:

1. MATERIAL: SOLID TANTALUM
2. CASE: METAL, WITH INSULATING SLEEVE
3. RoHS COMPLIANT, LEAD FREE PER CST-0001 LATEST REVISION.

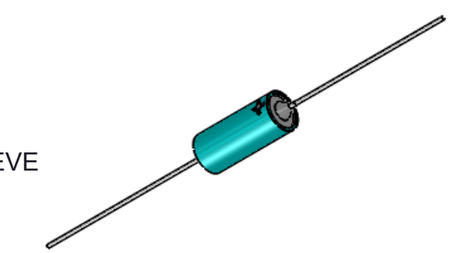

DRAWN	DATE
KNIGHT	09/02/05

MATERIAL

FINISH

UNLESS OTHERWISE SPECIFIED DIMENSIONS ARE INCH [MM]
TOLERANCES ARE:
DECIMALS ANGLES
X.XX [X.X] = ±0.01 [0.25] ±1°
X.XXX [X.XX] = ±0.005 [0.127]

THIRD ANGLE PROJECTION

DO NOT SCALE DRAWING

VICOR SWD

CAP, SOLID TANTALUM
68uF ±20%, 30V

SIZE	CAGE CODE	DWG NO	REV
B	67131	30507	1

SCALE 2 : 1 SHEET 1 OF 1

Downloaded from Arrow.com.