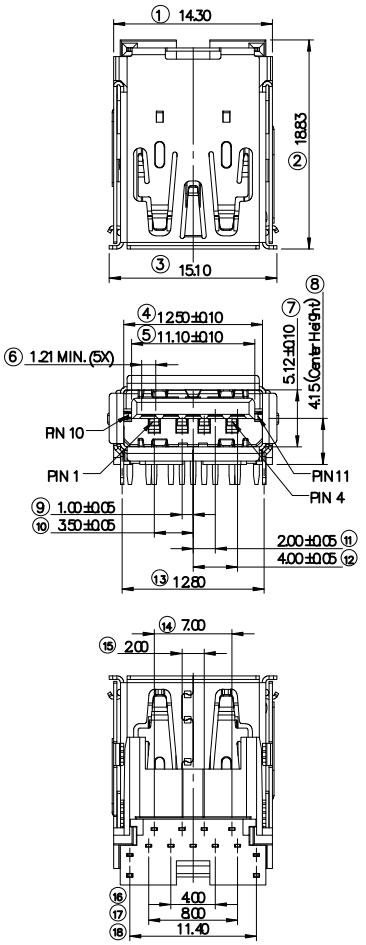

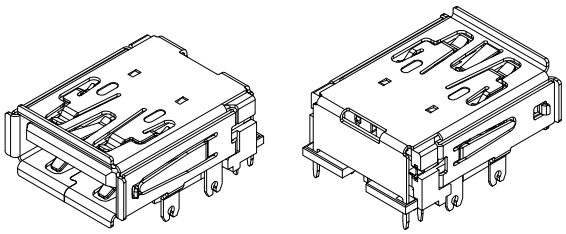

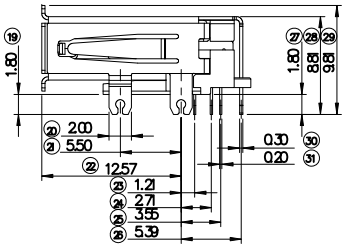

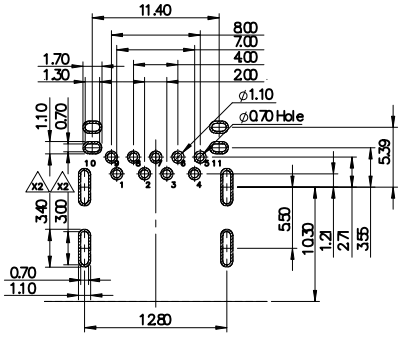

Specification:

① **1.Material:**

- **1.1> Insulation: PA9T, UL94V-0 Blue**
- **1.2> USB 2.0 Contact(1~4pin):Phosphor Bronze (C5191)**
- **1.3> USB 3.0 Contact (5~9pin):Brass (C2680)**
- **1.4> Contact area: 30u"Pd-Ni+2u"gold**
- **1.5> Solder tails area: 100u"200u"Tin(Matte)**

2.Electrical:

- **2.1> Insulation Resistance:100M Ω Min. @ 100 V DAC**
- **2.2> Contact Resistance: 30 mΩ(Max) initial for Vbus and GND contacts.**
  50 mΩ(Max) initial for all other contacts.
- ① **2.3> Operating Voltage: 5VAC Max**
- **2.4> Current Rating:1.8Amp(Max)shall be applied to Vbus pin and its corresponding GND pin.**
  0.25 Amp(Min) shall be applied to all the other contacts.

① **3.Mechanical**

- **3.1> Mating Cycle: 5,000 cycles min.**
- **3.2> Total Insertion Force: 35 N maximum at a maximum rate of 12.5 mm(0.492") per minute**
- **3.3> Total Withdrawal Force:10 N min initial and 8 N min after the specified insertion/extraction, or durability cycles (at a maximum rate of 12.5mm (0.492") per minute).**
- **3.4> Resistance to Soldering Heat: profile of peak temperature at 260 ℃ for 10sec above, and Time aboveliquid (>217 ℃) for more than 60 sec.**
- **3.5> Temperature Range: -25°C to +105°C**

4.Packing Style: TRAY

Pin Assignments

Pin Number	Signal Name
1	VBUS
2	D–
3	D+
4	GND
5	StdA_SSRX–
6	StdA_SSRX+
7	GND_DRAIN
8	StdA_SSTX–
9	StdA_SSTX+
10	PD DETECT
11	INSERTION DETECT

RoHS compliant

Unit: mm

Scale	Free
TOLERANCE	
X.	±0.50
X.X	±0.30
X.XX	±0.20
DIM	TOL
X.°	±5°
Angle	TOL

Id.	Modification	Date	Name
①	1.Add the Mechanical and voltage rating 2.Update Material	16.06.2017	Fred
⓪	Drawn	11.03.2015	Winnie

	Date	Name
Drawn	11.03.2015	Winnie
Approved	16.06.2017	Fred

Customer-No.

ASSMANN WSW-No.
AUSB1-AFN-BTP1

Drawing-No.
ASS 6770 CO

rev01

Replace

Sheet

SV3725

Downloaded from Arrow.com.