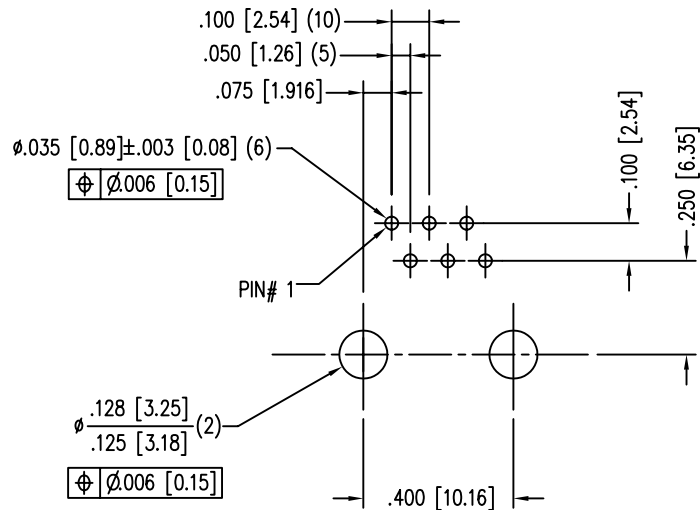
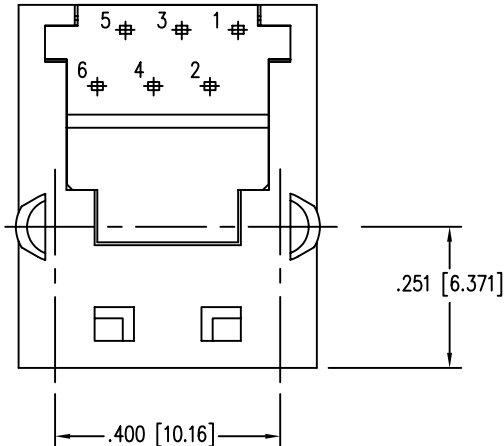
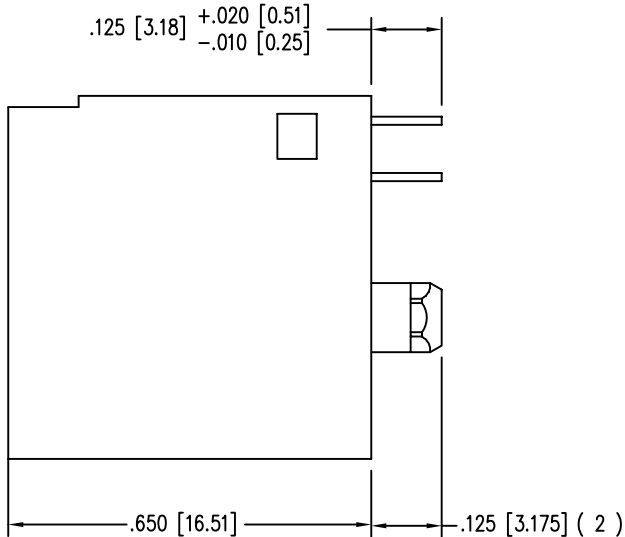
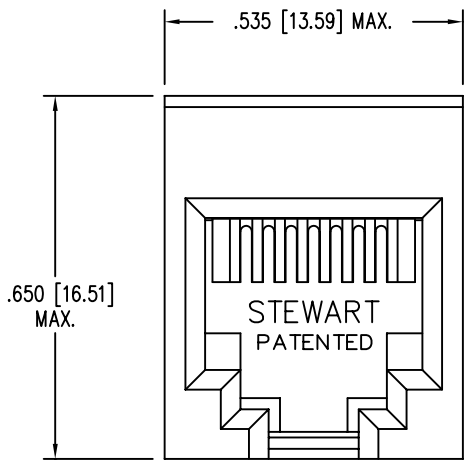


| DATE | REV | ECN | APP'D. BY |
|----------|-----|------|-----------|
| 02-09-05 | A0 | - | - |
| 1-17-06 | A1 | 7435 | JM |
| 6/23/06 | B0 | 7663 | JM |
| | | | |



P.C.B. RECOMMENDED HOLE LAYOUT
SEEN FROM COMPONENT SIDE
ALL CENTERLINE DIMENSIONS ARE BASIC.

- NOTES:
- CONNECTOR MATERIALS:
HOUSING: THERMOPLASTIC UL94 V-0
CONTACTS: COPPER ALLOY
CONTACT PLATING: SELECTIVE GOLD IN CONTACT AREA
SEE CHART FOR PART NUMBER
 - DIMENSIONS AND TOLERANCES COMPLY WITH FCC/CFR 47, PART 68.
 - FOR PRODUCT SPECIFICATIONS SEE PR026-01

| | |
|-----------------------------------|--------------|
| 50 MICRO-INCHES [1.27um] | SS65600-008F |
| 30 MICRO-INCHES [0.76um] | SS65600-007F |
| CONTACT PLATING IN MATING AREA | PART NUMBER |

THIRD ANGLE PROJECTION

DO NOT SCALE DRAWING
DRAWING IS SUBJECT TO
CHANGE WITHOUT NOTICE

DIMENSIONS: INCHES [METRIC]

UNLESS OTHERWISE SPECIFIED
TOLERANCES ARE ±.005 [0.13]
ANGLES ARE ± 1°

SHEET NO. 1 OF 1

Bel Stewart Connector

11118 Susquehanna Trail South
Glen Rock, PA 17327-9199
(717) 235-7512 Fax: (717) 235-7954 <http://www.stewartconnector.com>

TITLE: 6 CONTACT, 6 POSITION UNSHIELDED VERTICAL MOUNT JACK
NON-FLANGE

THIS DRAWING AND THE SUBJECT MATTER SHOWN THEREON ARE CONFIDENTIAL AND THE PROPRIETARY PROPERTY OF BEL STEWART CONNECTOR AND SHALL NOT BE REPRODUCED, COPIED, OR USED IN ANY MANNER WITHOUT PRIOR WRITTEN CONSENT OF BEL STEWART CONNECTOR. THE SUBJECT MATTER MAY BE PATENTED OR A PATENT MAY BE PENDING.

| | |
|-------------------|---------------|
| DRN BY: RVO | DATE 02-09-05 |
| APPD BY: RGC | DATE 02-22-05 |
| DWG NO. CT650013F | REV. B0 |

