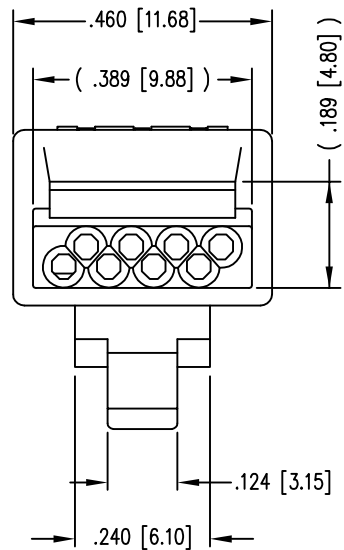
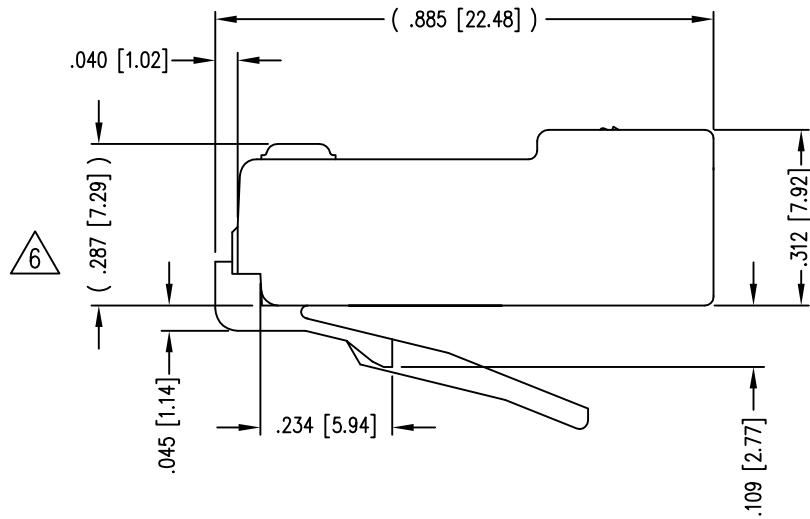
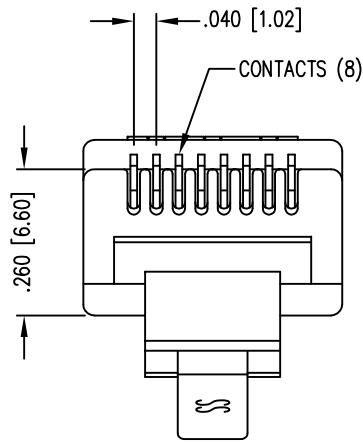
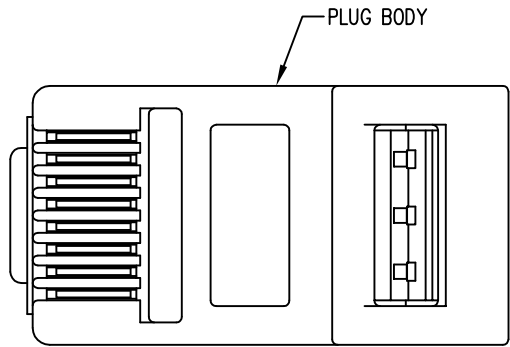
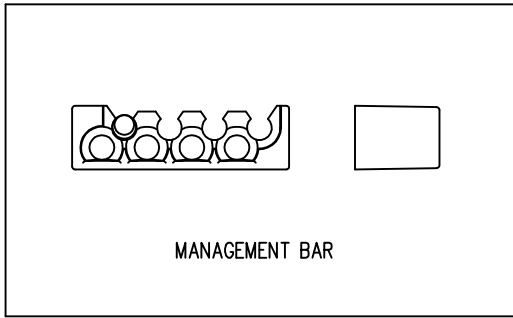


DATE	REV	ECN	APP'D. BY
1-7-15	A5	10175	TRM
3-1-16	A6	10580	TRM



- NOTES:
- 1- PLUG KIT CONSISTS OF :  
PRE-INSERTED PLUG BODY  
MANAGEMENT BAR
  - 2- MATERIALS :  
FRONT HOUSING PLASTIC : CLEAR POLYCARBONATE, UL 94-V0  
MANAGEMENT BAR : CLEAR POLYCARBONATE, UL 94-V0  
CONTACTS : PHOSPHOR BRONZE, SELECTIVE GOLD PLATING
  - 3- CONTACTS TERMINATE SOLID OR STRANDED CONDUCTORS BETWEEN  
.037 [0.94] TO .042 [1.07] OUTSIDE DIAMETER OF INSULATION.
  - 4- PLUG SPECIFICATION: FOR CATEGORY 5e APPLICATIONS.
  - 5- TOLERANCES COMPLY WITH F.C.C. DIMENSION REQUIREMENTS.
  - 6- TERMINATED PLUG HEIGHT: .237 [6.02] ±.005 [0.13]
  - 7- FOR PRODUCT SPECIFICATION SEE PR026-01

50 MICRO-INCHES [1.27um]	943-SP-370808M2-A264
CONTACT PLATING IN MATING AREA	PART NUMBER



THIRD ANGLE PROJECTION

DO NOT SCALE DRAWING  
DRAWING IS SUBJECT TO  
CHANGE WITHOUT NOTICE

DIMENSIONS: INCHES [METRIC]

UNLESS OTHERWISE SPECIFIED  
TOLERANCES ARE ±.005 [0.13]  
ANGLES ARE ± 1°

SHEET NO.  
1 OF 1

a bel group

11118 Susquehanna Trail South  
Glen Rock, PA 17327-9199  
(717) 235-7512  
<http://www.stewartconnector.com>

TITLE:  
CAT 5 PLUG

THIS DRAWING AND THE SUBJECT MATTER SHOWN THEREON  
ARE CONFIDENTIAL AND THE PROPRIETARY PROPERTY OF  
STEWART CONNECTOR AND SHALL NOT BE REPRODUCED,  
COPIED, OR USED IN ANY MANNER WITHOUT PRIOR WRITTEN  
CONSENT OF STEWART CONNECTOR. ONE OR MORE U.S. PATENTS  
MAY APPLY TO THIS PRODUCT. FOR DETAILS, PLEASE  
VISIT: [HTTP://BELFUSE.COM/STEWART/STEWART\\_PATENTS/](http://BELFUSE.COM/STEWART/STEWART_PATENTS/)

DRN BY: R.S. DATE 7-18-95

APPD BY: J.W. DATE 7-18-95

DWG NO. CT370006 REV. A6