


# 55100 Sensor

## Miniature Flange Mounting Proximity

RoHS



### Description

The 55100 is a miniature flange mounting hall effect sensor 25.5mm (1.004") x 11.00mm (0.433") and only 3.00mm (0.118") high with a choice of digital or programmable analog outputs. It is available as three-wire (voltage output) or two-wire (current output) versions. Its case design enables screw or adhesive mounting and capable of switching up to 24Vdc and 20mA. It comes with a range of sensitivity and cable length options.

### Features & Benefits

- Magnetically operated position sensor
- Digital or programmable analog types available
- Medium, high or programmable sensitivities
- Three-wire (voltage output) or two-wire (current output) versions
- Reverse/Over voltage protection
- Built in temperature compensation
- Vibration 50g max. @ 50-2,000Hz
- Shock 150g max. @ 11ms ½ Sine
- High switching speed up to 12kHz
- Long life - up to 20 billion operations
- Operates in static or dynamic magnetic field
- RoHS compliant
- IP67 rated

### Additional Information



Resources



Accessories



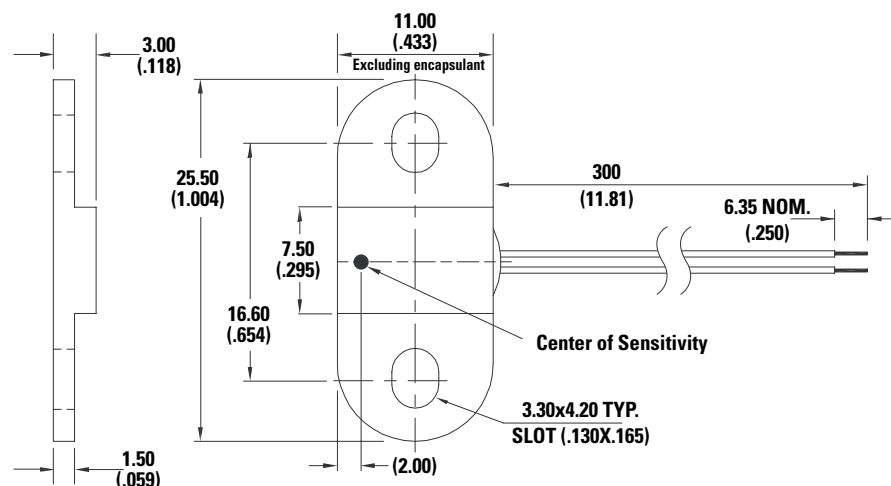
Samples

### Applications

- Position and limit sensing
- RPM measurement
- Flow metering
- Commutation of brushless DC motors
- Angle sensing
- Magnetic encoders

### Dimensions

mm (inch)



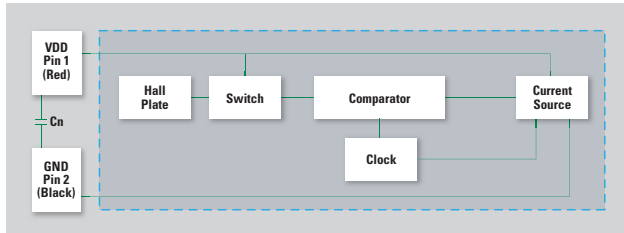
**Note:** Two-wire version illustrated

# 55100 Sensor

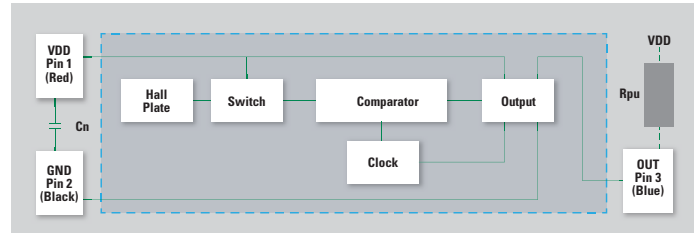
## Miniature Flange Mounting Proximity

### Block Diagram

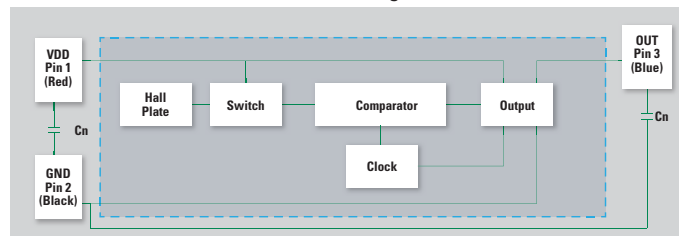
Two-wire Version



Three-wire Version



Three-wire Analog Version



#### Notes:

1. Add capacitor Cn as shown, close to the sensor, for transient suppression if required.
2. Add pull-up resistor Rpu as shown for sinking output. The Rpu value should be calculated using your supply voltage while keeping the ON state current at a level below the maximum.  
 $R_{pu} = V_{DD}/I_o$ ;  $R_{pu} = 12V_{dc}/10mA = 1.2k\Omega$

### T1 - Electrical Ratings

2-Wire Hall Switch (2M)

Hall Type			Digital Switch 2-Wire (Current Output)
Supply Voltage <sup>1</sup>	Absolute Ratings	Vdc	-18 to +28
	Operate	Vdc	+3 to +24
	Overvoltage Protection	Vdc - max	32
Current Consumption	Hall OFF	mA	5.0 to 6.9
	Hall ON	mA	12.0 to 17.0
Switching Speed	-	kHz	12
Temperature	Operating	C	-40 to +100

#### Notes:

1. It is assumed the product will operate within the normal Supply Voltage of +24Vdc maximum.

### T2 - Electrical Ratings

3-Wire Hall Switch &amp; Analog Programmable (3H, 3M, &amp; AP)

Hall Type			Digital Switch 3 - Wire (Voltage Output)	AP - Analog (Programmable Only) <sup>2</sup>
Supply Voltage <sup>1</sup>	Absolute Ratings	Vdc	-18 to +28	8.5
	Operate	Vdc	2.7 to 24	4.5 - 5.5
	Overvoltage Protection	Vdc - max	32	16.0
Output High Voltage	Min	Vdc	Sinking Output	0.2
Output Low Voltage	Max	Vdc	0.4 @ 20mA	4.80
Output Current (continuously on)	Max	mA	25	-1.0 to +1.0
Current Consumption (from Supply)	-	mA	1.1 to 2.4	5.0 to 10.0
Switching Speed	-	kHz	12	2
Temperature	Operating	C	-40 to +100	-40 to +100

#### Notes:

1. It is assumed the product will operate within the normal Supply Voltage of +24Vdc maximum.
2. Sensor Voltage Output can be reprogrammed to best fit customer application (see LF Application Note)

# 55100 Sensor

## Miniature Flange Mounting Proximity

### Hall Sensitivity Options

Select Option	Hall Type	Sensitivity (Gauss)	Activate - D <sup>1</sup> mm (inch)
2M	2-Wire Switch	94	15.0
3M	3-Wire Switch	120	13.0
3H	3-Wire Switch	55	19.0
AP	Analog	Programmable Response <sup>2</sup>	

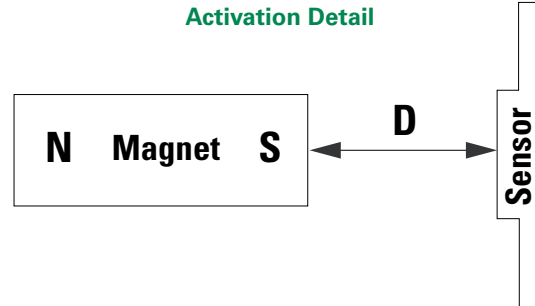
**Notes:**

1. Activation distances are approximate using NeFeB Magnet 21 x 7 x 4.7 (.827 x .276W x .185H)

Littelfuse P/N H-58

2. Sensor Voltage Output can be reprogrammed to best fit customer application (see LF Application Note)

### Activation Detail



### Cable Length Specification

Cable 24 AWG 7/32 PVC 105°C UL1430/UL1569	
Select Option	Cable Length mm (inch)
02	300 (11.81)
05	1000 (39.37)

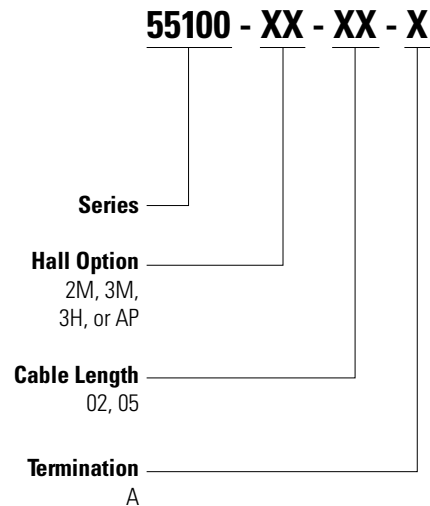
### Termination Detail

Select Option	Description (Two-wire versions illustrated)
A	Tinned leads (6.4±0.76)mm

### Packaging Options

Packaging Option	Packaging Specification	Quantity	Quantity & Packaging Code	Taping Width
Bulk	Bulk	500	N/A	N/A

### Part Numbering System



**Disclaimer Notice** - Information furnished is believed to be accurate and reliable. However, users should independently evaluate the suitability of and test each product selected for their own applications. Littelfuse products are not designed for, and may not be used in, all applications. Read complete Disclaimer Notice at <http://www.littelfuse.com/disclaimer-electronics>.