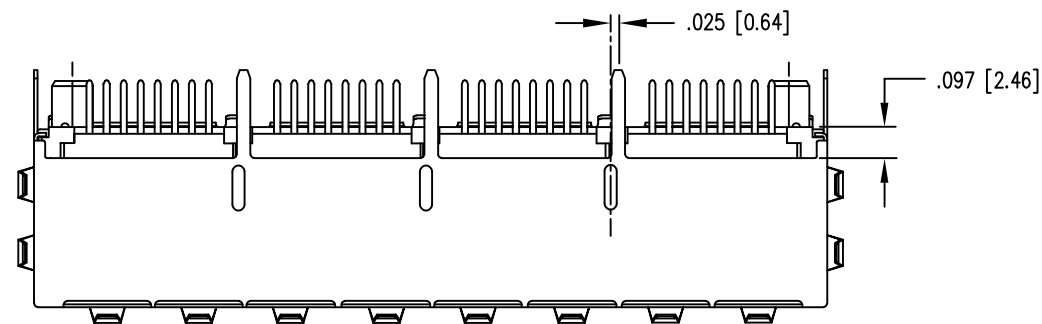
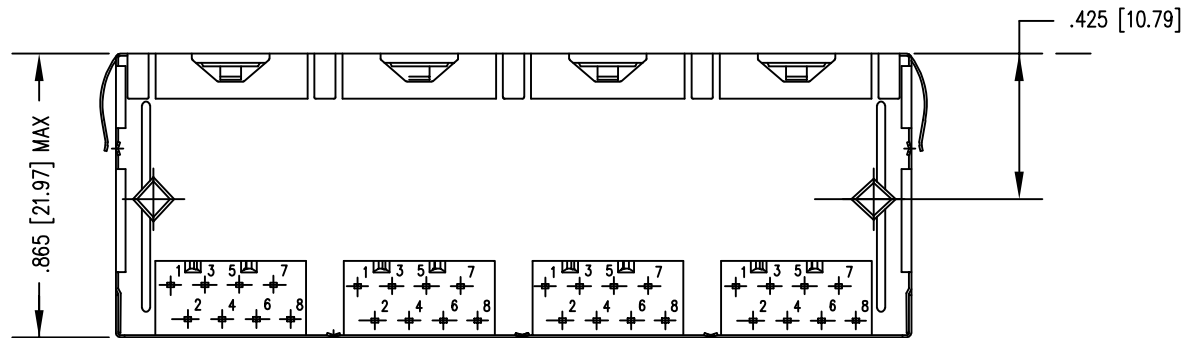
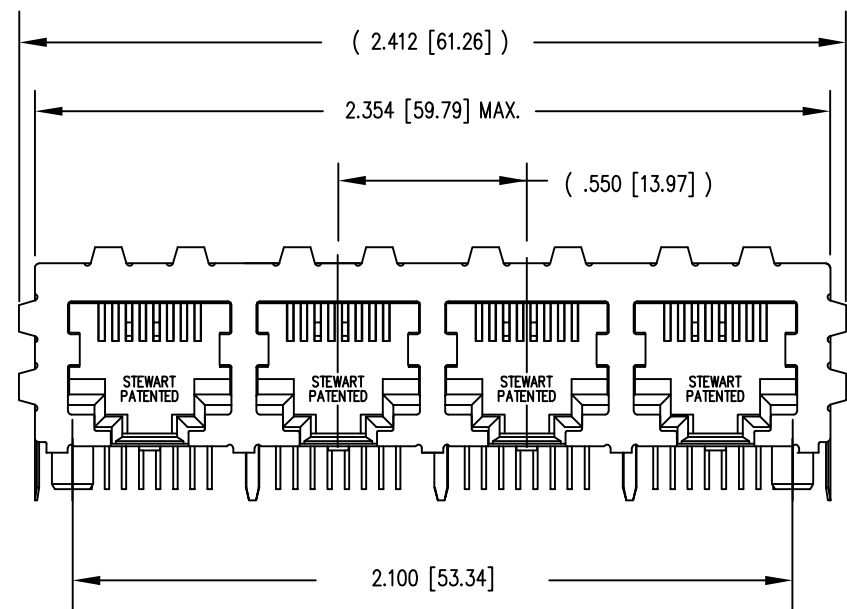
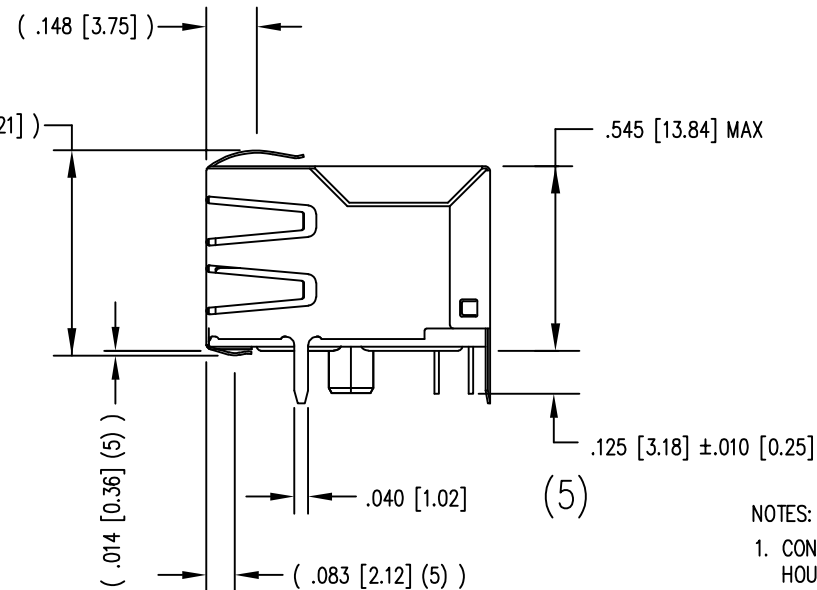


B



A



- NOTES:
- CONNECTOR MATERIALS:
HOUSING: THERMOPLASTIC, UL94 V-0
CONTACTS/SHIELD: COPPER ALLOY
SHIELD PLATING: NICKEL OR "REFLOW" TIN
CONTACT PLATING: SELECTIVE GOLD OR EQUIVALENT
IN THE CONTACT AREA
SEE CHART FOR PART NUMBER
 - FOR PRODUCT SPECIFICATIONS SEE PR022-01.
 - DIMENSIONS AND TOLERANCES COMPLY WITH TIA-1096 STANDARD.
 - THE SUGGESTED PANEL OPENING IS INTENDED TO GIVE
USER THE ABILITY TO HAVE REASONABLE JACK/PANEL
CLEARANCES, YET MAINTAIN GROUNDING CAPABILITY.
THESE VARIABLES CAN BE ADJUSTED IN EITHER DIRECTION
BUT MAY CARRY SOME CONSEQUENCES IN THE FORM OF
LOWER MATING FORCES OR TIGHTER ASSEMBLY TOLERANCES.
 - DESIGNED FOR CATEGORY 5/5e APPLICATIONS.

50 MICRO-INCHES [1.97um]	SS-718804S-A-PG4-BC-50
30 MICRO-INCHES [0.76um]	SS-718804S-A-PG4-BC
CONTACT PLATING IN MATING AREA	PART NUMBER



THIRD ANGLE PROJECTION

DO NOT SCALE DRAWING
DRAWING IS SUBJECT TO
CHANGE WITHOUT NOTICE

DIMENSIONS: INCHES [METRIC]

UNLESS OTHERWISE SPECIFIED
TOLERANCES ARE ±.005 [0.13]
ANGLES ARE ± 1°

SHEET NO. 1 OF 2

stewart
CONNECTOR
a bel group

11118 Susquehanna Trail South
Glen Rock, PA 17327-9199
(717) 235-7512
<http://www.stewartconnector.com>

TITLE: EIGHT CONTACT, EIGHT POSITION CAT 5/5e JACK, EMI-RFI
SHIELDED ESD GROUNDED, 4 PORT PCB HARMONICA

DRN BY: JAF

DATE: 6-8-98

APPD BY: LKE

DATE: 6-11-98

DWG NO. CT710071

REV. B0

