CUI INC
a bel group

SERIES: SWI5-B | **DESCRIPTION:** AC-DC POWER SUPPLY

FEATURES

- up to 6 W continuous power
- universal input voltage range
- ultra-compact case
- no load power consumption < 0.075 W
- over voltage, over current, and short circuit protections
- UKCA safety approvals
- Class II construction
- IEC 62368
- black and white case options

UK CA

MODEL	output voltage (Vdc)	output current max (A)	output power max (W)	ripple and noise[1] max (mVp-p)	efficiency level
SWI5-5-B	5	1.0	5.0	300	VI
SWI5-5B-B	5	1.2	6.0	300	VI
SWI5-9-B	9	0.6	5.4	300	VI
SWI5-12-B	12	0.5	6.0	300	VI

Notes: 1. At full load, nominal AC input voltage, 25°C, 20 MHz bandwidth oscilloscope, output terminated with 0.1 µF and 10 µF capacitors to ground.

PART NUMBER KEY

SWI5 - XX - BX- XXX - CXX

- SWI5: Base Number
- XX: Output Voltage
- B: AC Input Type: United Kingdom
- X: Case Color: "blank" = black, W = white
- XXX: DC Plug Type: XXX = See output plug options on page 4 for more details
- CXX: Reserved for Custom Configurations

Downloaded from Arrow.com.

INPUT

parameter	conditions/description	min	typ	max	units
voltage		90		264	Vac
frequency		47		63	Hz
current	at nominal input voltage			0.2	A
leakage current	at nominal input voltage & frequency			0.25	mA
no load power consumption	at 115/230 Vac, 60/50 Hz			0.075	W

OUTPUT

parameter	conditions/description	min	typ	max	units
line regulation			±5		%
load regulation			±5		%
start-up time				3	s
rise time				100	ms
hold-up time	at nominal input voltage	5			ms

PROTECTIONS

parameter	conditions/description	min	typ	max	units
over current protection	auto recovery 5 Vdc output model 5 Vdc output B model 9 Vdc output model 12 Vdc output model			 1.8 2.4 1.2 0.9	 A A A A
over voltage protection	5 Vdc output model 5 Vdc output B model 9 Vdc output model 12 Vdc output model			6.5 8.0 18 15.6	Vdc Vdc Vdc Vdc
short circuit protection	auto recovery				

SAFETY & COMPLIANCE

parameter	conditions/description	min	typ	max	units
isolation voltage	input to output at 10 mA for 1 minute		3,000 4,242		Vac Vdc
safety approvals	BS EN 62368 UKCA				
EMI/EMC	EN 55032:2015 EN 55035:2017				
MTBF	as per Telcordia SR-332, at 115/230 Vac, full load, 0°C~40°C	50,000			hours
RoHS	yes				

ENVIRONMENTAL

parameter	conditions/description	min	typ	max	units
operating temperature		0		40	°C
storage temperature		-20		60	°C
operating humidity	non-condensing	20		85	%
storage humidity	non-condensing	5		95	%

Downloaded from Arrow.com.

MECHANICAL

parameter	conditions/description	min	typ	max	units
dimensions	67.00 x 49.55 x 64.8				mm
inlet plug	United Kingdom, 3-pin				
weight			76		g

MECHANICAL DRAWING

units: mm

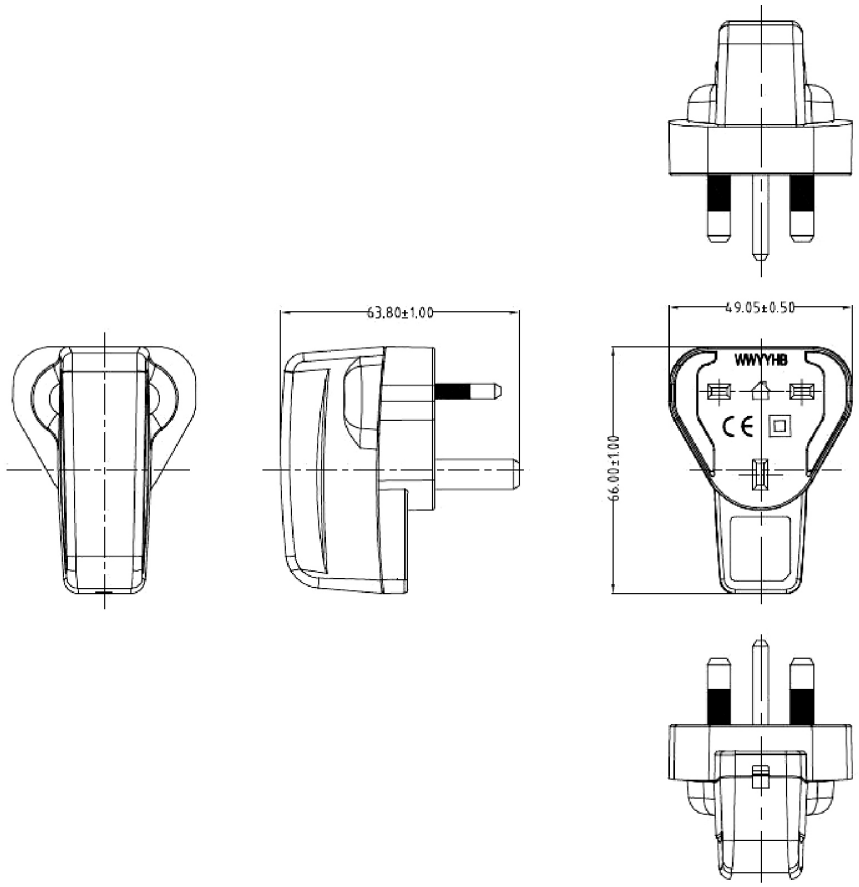

DC CORD

units: mm

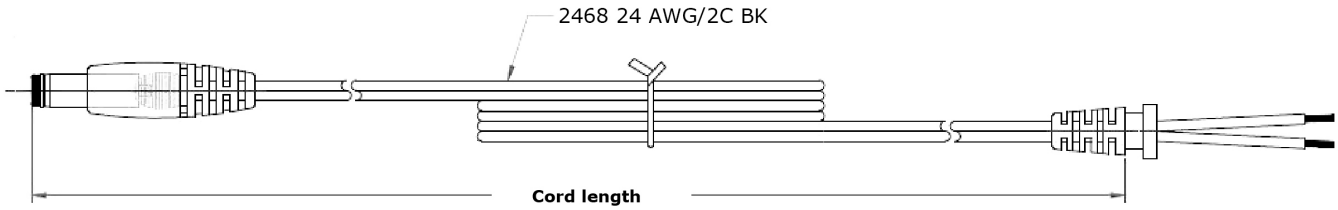

Table 1

MODEL NO.	CABLE	CORD LENGTH
SWI5-5-B	UL2468, 24 AWG	1,500 mm ±50
SWI5-5B-B	UL2468, 24 AWG	1,500 mm ±50
SWI5-9-B	UL2468, 24 AWG	1,500 mm ±50
SWI5-12-B	UL2468, 24 AWG	1,500 mm ±50

Downloaded from Arrow.com.

DC PLUG TYPE PART NUMBER KEY

X X X

Plug Polarity:
P = Center Positive

N = Center Negative

Plug Code:
X = Choose a code from the options below

Plug Angle:
"blank" = Straight
R = Right Angle

Plug Polarity		Code		Dimensions (mm)			Plug Angle	
Center Pos.	Center Neg.	Option	Type	A	B	C	Straight	Right
•	•	5	Standard	5.5	2.1	9.5	•	•
•	•	6	Standard	5.5	2.5	9.5	•	•
•	•	7	Standard	3.5	1.35	9.5	•	•
•	•	8	Standard	3.8	1.35	9.5	•	•
•	•	9	Standard	3.8	1.05	9.5	•	•
•	•	10	Locking	5.5	2.1	9.5	•	N/A
•	•	11	Locking	5.5	2.5	9.5	•	N/A
•	•	12	EIAJ-1	2.35	0.7	9.5	•	•
•	•	13	EIAJ-2	4.0	1.7	9.5	•	•
•	•	14	EIAJ-3	4.75	1.7	9.5	•	•
N/A	N/A	ST	Stripped & Tinned				N/A	N/A
N/A	N/A	MUB	USB	Micro USB Type B			•	N/A

Note: 1. Contact CUI for additional plug options

Standard

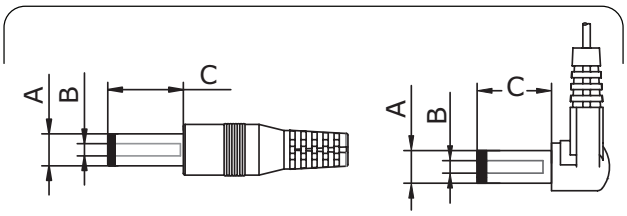

Straight Right Angle (R)

EIAJ

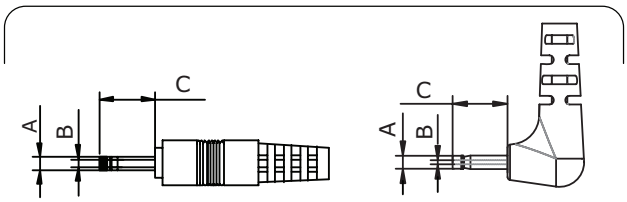

Straight Right Angle (R)

Locking

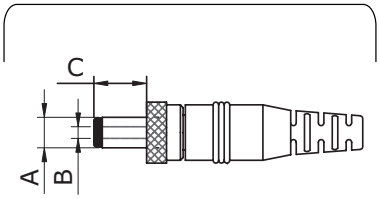

Stripped & Tinned

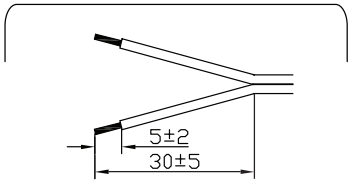

USB

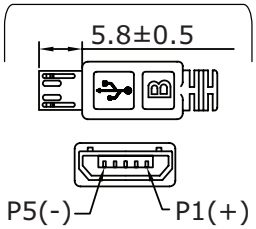

Downloaded from Arrow.com.

REVISION HISTORY

rev.	description	date
1.0	initial release	08/11/2021
1.01	UKCA added to specification	09/27/2021

The revision history provided is for informational purposes only and is believed to be accurate.

CUI INC
a bel group

Headquarters
20050 SW 112th Ave.
Tualatin, OR 97062
800.275.4899

Fax 503.612.2383
cui.com
techsupport@cui.com

This device complies with part 15 of the FCC Rules. Operation is subject to the following two conditions:
(1) This device may not cause harmful interference, and
(2) this device must accept any interference received, including interference that may cause undesired operation.

CUI offers a one (1) year limited warranty. Complete warranty information is listed on our website.

CUI reserves the right to make changes to the product at any time without notice. Information provided by CUI is believed to be accurate and reliable. However, no responsibility is assumed by CUI for its use, nor for any infringements of patents or other rights of third parties which may result from its use.

CUI products are not authorized or warranted for use as critical components in equipment that requires an extremely high level of reliability. A critical component is any component of a life support device or system whose failure to perform can be reasonably expected to cause the failure of the life support device or system, or to affect its safety or effectiveness.

Downloaded from Arrow.com.