

# Multilayer Ceramic Chip Capacitor

**Part Number:** 1812J2K00103KXT

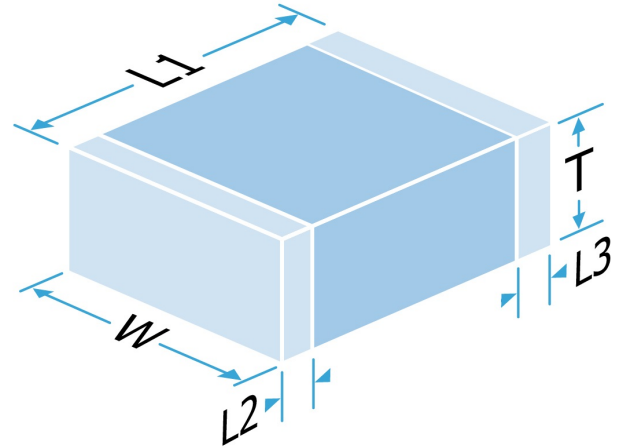
**Description:** 1812 2000Vdc 10nF  $\pm 10\%$  X7R (2R1) (CTI  $\geq 600$ )

A range of X7R MLC capacitors to suit a variety of applications. In a wide selection of chip sizes, rated voltages and terminations, including FlexiCap™, the world's first commercially available flexible termination.

WS2, WR2, WS3 and WR3 parts use StackiCap™ patented construction technology.

DR1, WR2 and WR3 parts have a voltage de-rating above 105°C.

Suffix code PXX or PX mandates the use of precious metal electrode (PME) materials. This may incur additional costs.



## Mechanical Specification

Size Code	1812
Length (L1) in mm (")	$4.5 \pm 0.30$ (0.180 $\pm$ 0.012)
Width (W) in mm (")	$3.2 \pm 0.20$ (0.126 $\pm$ 0.008)
Thickness (T) in mm (")	2.5 Max (0.1 Max)
Minimum Termination Band (L2,L3) in mm (")	0.25 (0.010)
Maximum Termination Band (L2,L3) in mm (")	1.143 (0.045)
Termination Material	Nickel Barrier, Sn Plated Solder (RoHS compliant)
Solderability	IEC-60068-2-58
Packaging	7" Reel Horizontal Orientation, 500 per reel
Conformal Coating	Not normally required

## General Electrical Specification

Rated Voltage	2000Vdc
Nominal Capacitance Value	10nF
Capacitance Tolerance	$\pm 10\%$
Tangent of Loss Angle (Tan $\delta$ )	$\leq 0.025$
Capacitance and Tan $\delta$ Test Conditions	1.0Vrms @ 1kHz
Voltage Proof	2400Vdc
(Voltage applied for 5 secs max. @ 50mA max. charge current. 50% Max, RH)	
Min Insulation Resistance (IR)	100.00GOhm @ 100Vdc
Dielectric Classification	X7R (2R1) (CTI $\geq 600$ )
Rated Temperature Range	-55°C / +125°C
Maximum Capacitance Change over Temperature Range	No DC Voltage $\pm 15\%$ Rated DC Voltage -
Climatic Category (IEC)	55/125/56
Ageing Characteristic	<2% per decade (nominal capacitance is 1000 hour value)

### Knowles Precision Devices - Sales

Europe: KPD-Europe-sales@knowles.com

Asia: KPD-Asia-sales@knowles.com

USA: KPD-NA-sales@knowles.com

[www.knowlescapacitors.com](http://www.knowlescapacitors.com)

This datasheet is for a standard item and is confirmed valid on the date generated, the latest published data for this part may differ and is available at <http://www.knowlescapacitors.com> or by contacting us.

© The information contained on this drawing is confidential and may not be copied in whole or part in any form or disclosed to a third party without the consent of Knowles and any customer mentioned within this specification.

Data is correct to the best of our knowledge, errors and omissions excepted.

Date: Tuesday, April 29, 2025

20250429 070753944UTC

**Part Number:** 1812J2K00103KXT

**Description:** 1812 2000Vdc 10nF  $\pm 10\%$  X7R (2R1) (CTI  $\geq 600$ )

## Environmental

RoHS Compliant to 2011/65/EC as amended by 2015/863/EU

Compliant

REACH Compliant

247 compliant

California Proposition 65

No exposure risk

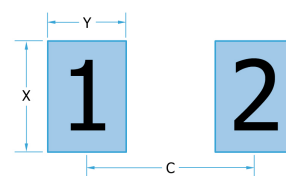
## Board Layout

Knowles' conventional 2-terminal chip capacitors can generally be mounted using pad designs in accordance with international specification IPC-7351, Generic Requirements for Surface Mount Design and Land Pattern Standards, but there are some other factors that have been shown to reduce mechanical stress, such as reducing the pad width to less than the chip width. In addition, the position of the chip on the board should be considered.

Some high voltage parts may require modifications to the board layout and/or the addition of a conformal coating to prevent flashover, especially under high humidity conditions. Board cleanliness and environmental conditions can also impact this. Refer to application note AN0043 for further information.

### IPC-7351 pad design

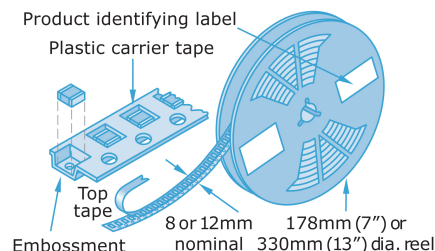
	1812	
C	4.00mm	0.157"
Y	1.55mm	0.061"
X	3.40mm	0.134"



## Packaging

Tape packaging information for tape-and-reel parts:

Tape and reel packing of surface mounting chip capacitors for automatic placement are in accordance with IEC60286-3.



## Soldering

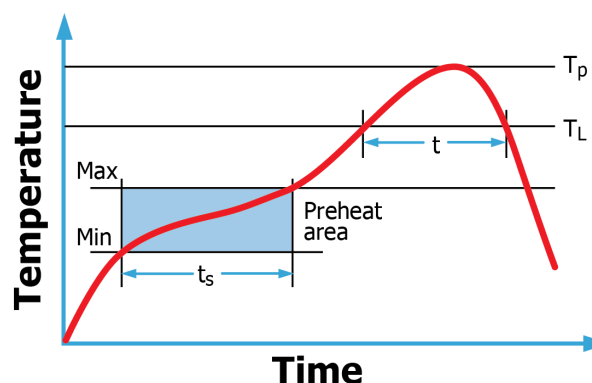
Reflow solder in accordance with IPC-A-610. Recommended reflow profile as laid down in IPC/JEDEC J-STD-020.

Wave soldering is also possible, but care must be taken for case sizes 1210 and larger and component thickness  $> 1.0\text{mm}$ . Trials are encouraged.

Hand soldering is not recommended and can lead to component damage through thermal shock.

PdAg terminations are primarily intended for conductive epoxy attachment - they may be suitable for soldering but trials are recommended.

Application notes with mounting and handling guidance are available on request.



Compex

DLI

Johanson MFG

Novacap

Syfer

Voltronics

### Knowles Precision Devices - Sales

Europe: KPD-Europe-sales@knowles.com

Asia: KPD-Asia-sales@knowles.com

USA: KPD-NA-sales@knowles.com

[www.knowlescapacitors.com](http://www.knowlescapacitors.com)

This datasheet is for a standard item and is confirmed valid on the date generated, the latest published data for this part may differ and is available at <http://www.knowlescapacitors.com> or by contacting us.

© The information contained on this drawing is confidential and may not be copied in whole or part in any form or disclosed to a third party without the consent of Knowles and any customer mentioned within this specification.

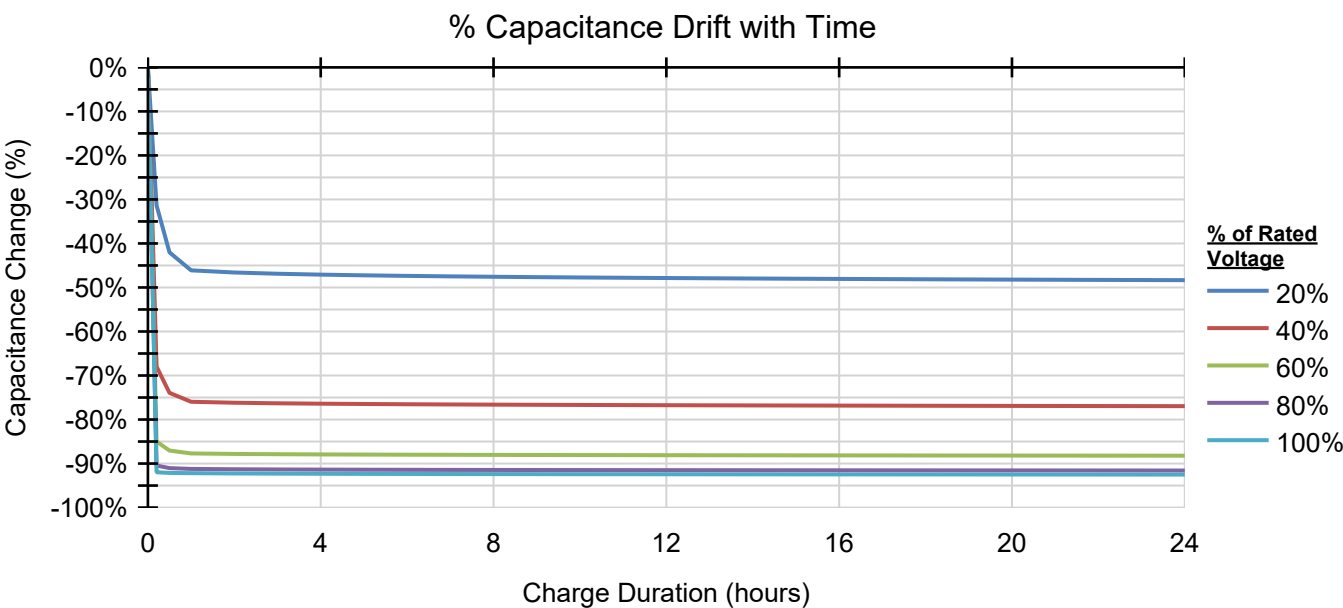
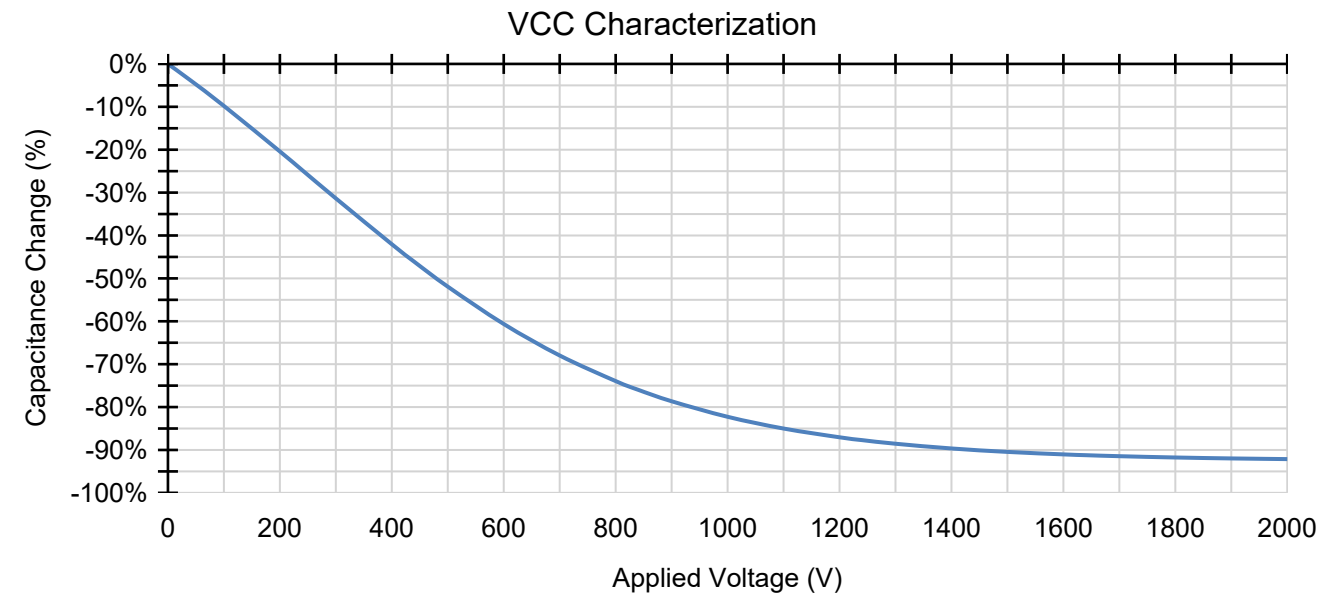
Data is correct to the best of our knowledge, errors and omissions excepted.

Date: Tuesday, April 29, 2025

20250429 070753944UTC

<b>Part Number:</b> 1812J2K00103KXT	<b>Description:</b> 1812 2000Vdc 10nF ±10% X7R (2R1) (CTI ≥ 600)
-------------------------------------	--

## DC Bias Characteristics



The curves represent the 'typical worst case' curve – i.e. the typical curve of a 'worst case' component having the most capacitance loss delivered against the specification.

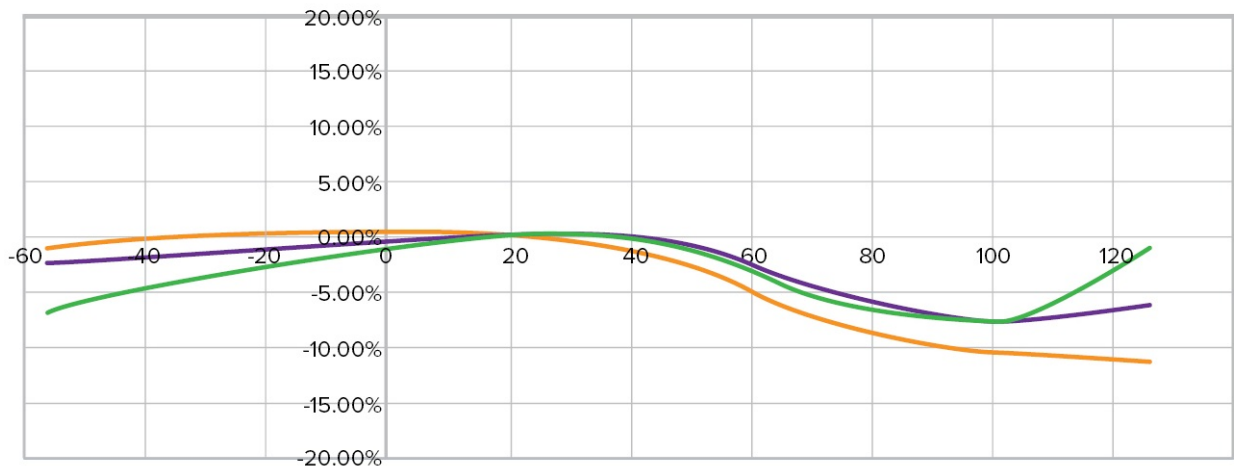
Knowles Precision Devices reserve the right to substitute any component with a similar component of the same or higher specification. In some cases this may mean that the capacitance drop with applied voltage is, in practice, less than the curve shown

Compex	DLI	Johanson MFG	Novacap	Syfer	Voltronics
--------	-----	--------------	---------	-------	------------

<b>Knowles Precision Devices - Sales</b> Europe: KPD-Europe-sales@knowles.com Asia: KPD-Asia-sales@knowles.com USA: KPD-NA-sales@knowles.com <a href="http://www.knowlescapacitors.com">www.knowlescapacitors.com</a>	This datasheet is for a standard item and is confirmed valid on the date generated, the latest published data for this part may differ and is available at <a href="http://www.knowlescapacitors.com">http://www.knowlescapacitors.com</a> or by contacting us.	
	© The information contained on this drawing is confidential and may not be copied in whole or part in any form or disclosed to a third party without the consent of Knowles and any customer mentioned within this specification.	Data is correct to the best of our knowledge, errors and omissions excepted.
	Date: Tuesday, April 29, 2025 <small>20250429 07075394UTC</small>	

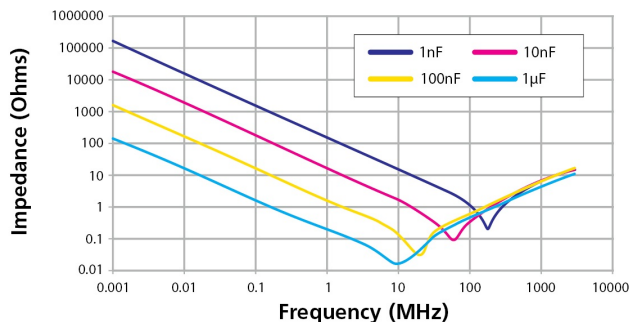
<b>Part Number:</b> 1812J2K00103KXT	<b>Description:</b> 1812 2000Vdc 10nF ±10% X7R (2R1) (CTI ≥ 600)
-------------------------------------	--

Typical Capacitance Change vs Temperature

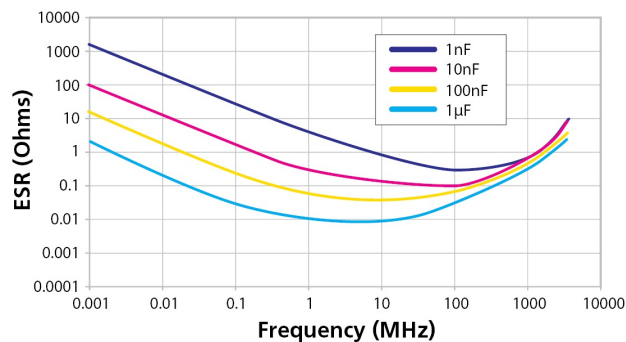


Typical TC Curves for X7R capacitors showing different dielectric types

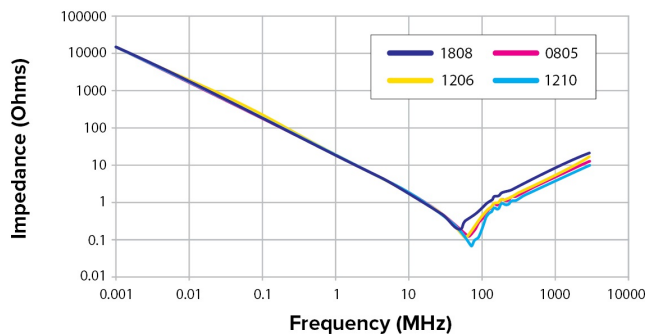
Stable X7R Dielectric



Stable X7R Dielectric



Stable X7R Dielectric — 10nF



Typical Performance Data - X7R

For part specific data, please contact your local sales office  
This data is for reference only and does not constitute a specification.

Compex	DLI	Johanson MFG	Novacap	Syfer	Voltronics
--------	-----	--------------	---------	-------	------------

## Knowles Precision Devices - Sales

Europe: KPD-Europe-sales@knowles.com  
Asia: KPD-Asia-sales@knowles.com  
USA: KPD-NA-sales@knowles.com  
[www.knowlescapacitors.com](http://www.knowlescapacitors.com)

This datasheet is for a standard item and is confirmed valid on the date generated, the latest published data for this part may differ and is available at <http://www.knowlescapacitors.com> or by contacting us.

© The information contained on this drawing is confidential and may not be copied in whole or part in any form or disclosed to a third party without the consent of Knowles and any customer mentioned within this specification.

Data is correct to the best of our knowledge, errors and omissions excepted.

Date: Tuesday, April 29, 2025

20250429 070753944UTC