SPEAKER

Product No. 130617

BMS26-12-08H5.1-P0.5

Issue No. BS/TES01.2360A0



Features:

- Large power
- Loud sound output
- RoHS

Drawn by	Checked by	Approved by	Customer approved
Grubby. Gao	Emma.Ren	Jason.Zhang	

BESTAR Holdings Co., Ltd.

www.be-star.com | info@be-star.com

Downloaded from Arrow.com.

Content:

1 Characteristics 3
1.1 Technical terms 3
1.2 Test method 4
1.3 Frequency Response Curve 5
1.4 F0 Curve 6
1.5 Total Harmonic Distortion 7
1.6 R&B Curve 8
2 Part List 9
3 Dimension 10
4 Reliability Test 11
5 Packing 13
5.1 Packing drawing 13
5.2 Packing quantity 13
6 History change record 14
7 Important Notice 15

Downloaded from Arrow.com.

1.Characteristics

1.1Technical terms

1. Size	Ø26*4.75mm
2. Impedance at 2KHz	8±15%Ω
3. Lowest Resonance frequency	630±20%Hz
4. Rated input power	1.0W(2.83Vrms)
5. Maximum input power	1.5W (3.46Vrms)
6. Buzz & Rattle(at sine wave 2.83Vrms)	must be normal between 300~3500Hz
7. SPL(1.0W 0.1M sine wave)	96±3dB （at 1kHz)
8. THD	≤10% (at 1kHz/0.1M1W)
9. Weight	≈4.8g
10. Operating temperature	-40...+85℃
11. Storage temperature	-40...+85℃

Downloaded from Arrow.com.

1.2 Test method:

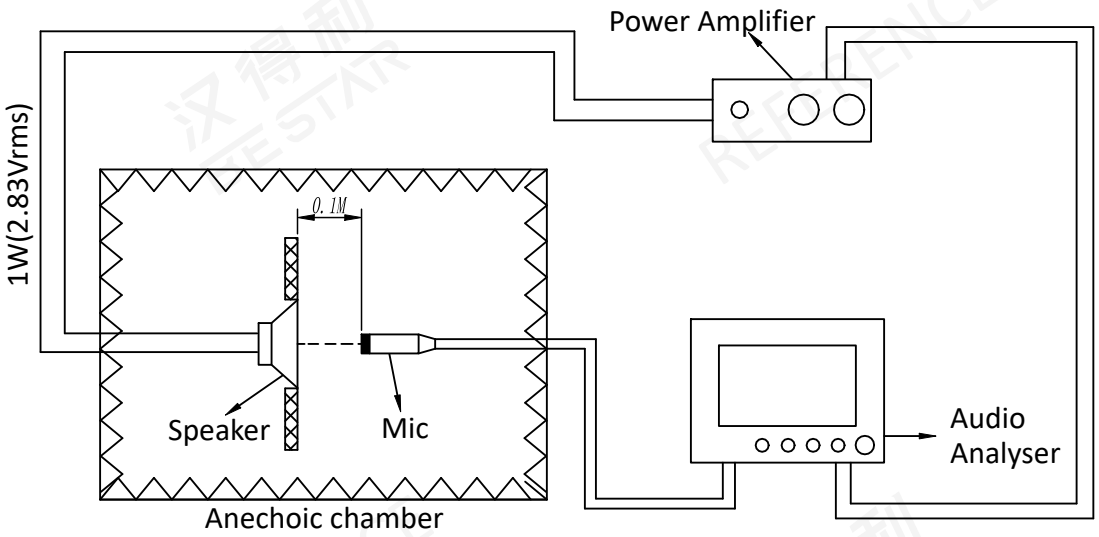

Downloaded from Arrow.com.

1.3 Frequency Response Curve (only for reference)

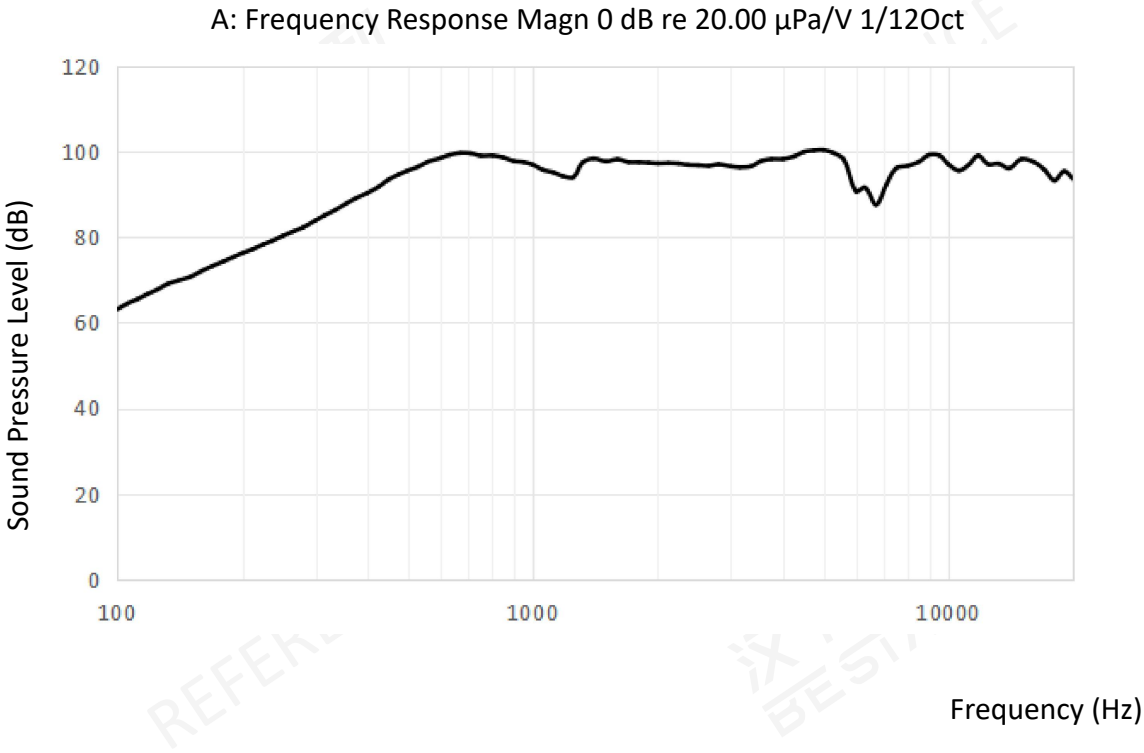

1.3.1 Sensitivity

SPL is expressed in dB rel 20 µPa,computed according to IEC 268-5.
Measurement set up according chapter 1.2 and parameters according chapter 1.3.

Downloaded from Arrow.com.

1.4 F0 Curve (only for reference)

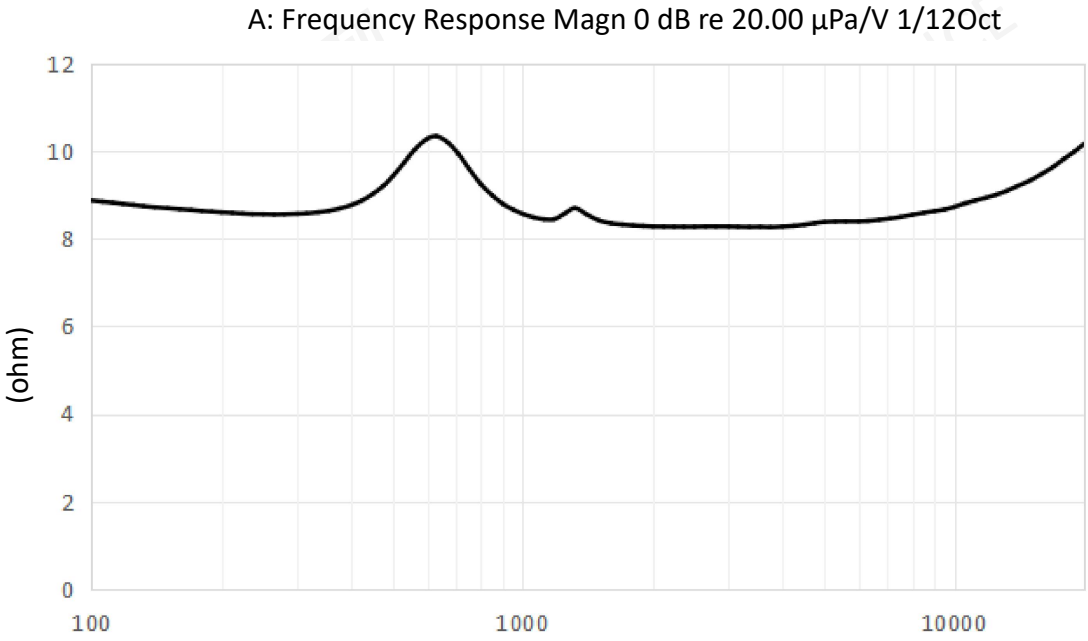

1.4.1 Resonance Frequency

Resonance frequency is measured according test set up in chapter 1.2 and parameters according chapter 1.4

Downloaded from Arrow.com.

1.5 Total Harmonic Distortion (only for reference)

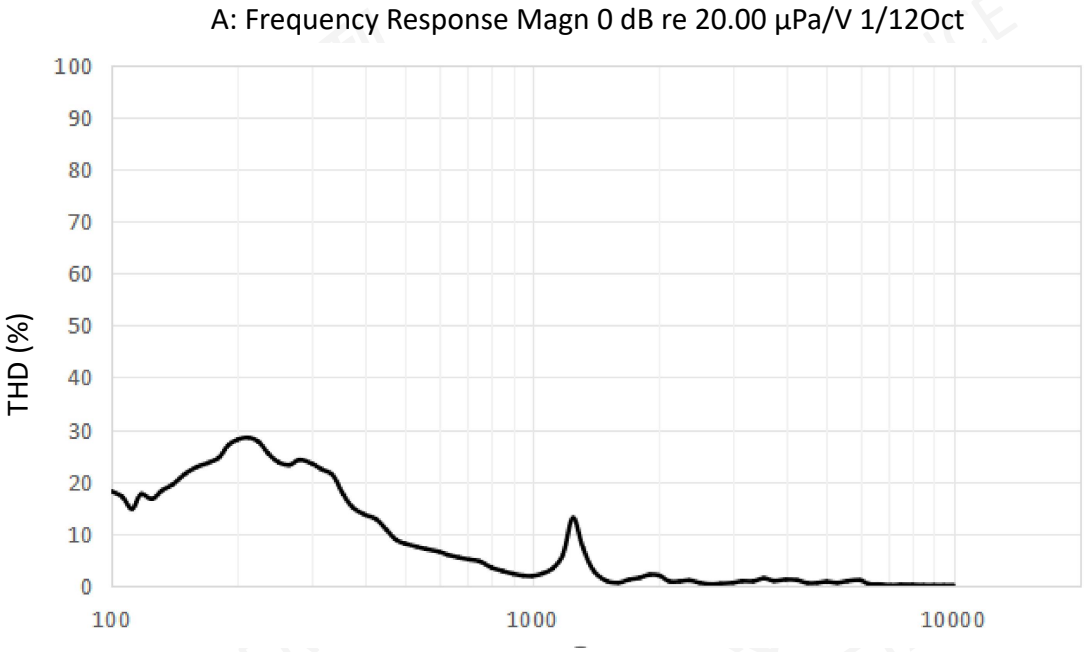

1.5.1 THD

THD is measured according test set up in chapter 1.2 and parameters according chapter 1.5

Downloaded from Arrow.com.

1.6 R&B Curve (only for reference)

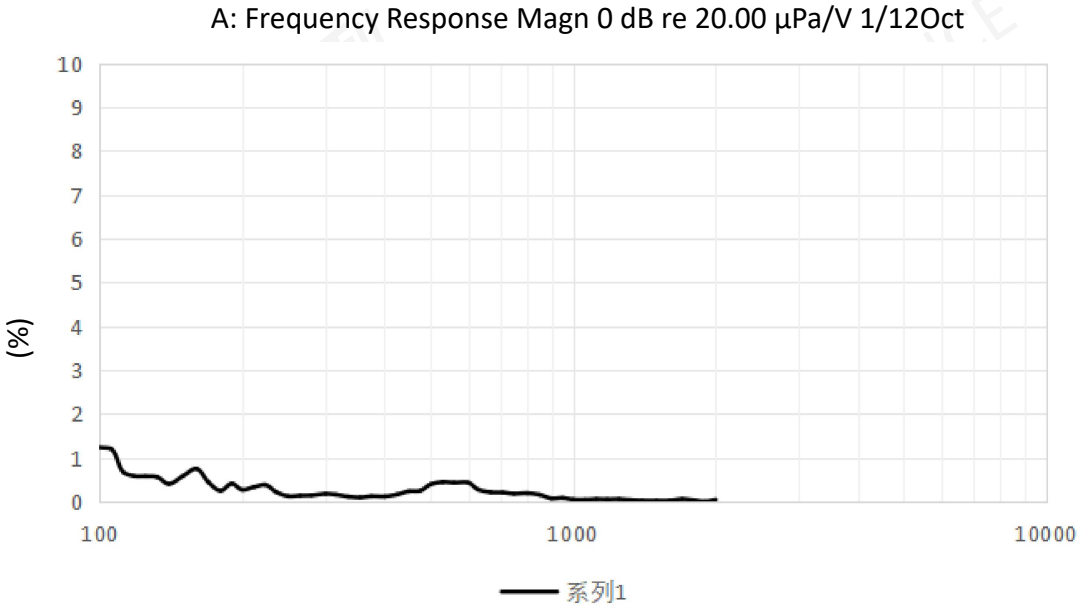

1.6.1 R&B

R&B is measured according test set up in chapter 1.2 and parameters according chapter 1.6

Downloaded from Arrow.com.

2.Part List

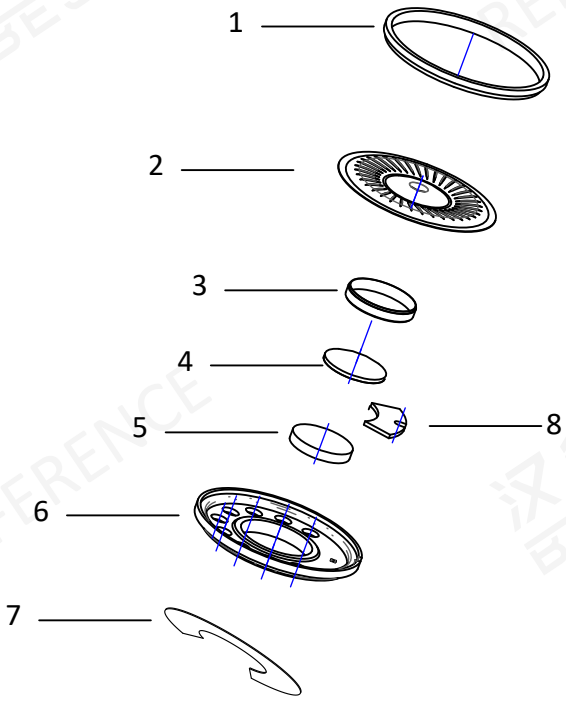

8.PCB	Epoxy and Cu
7. Dust-proof net	Black non-woven
6. Frame	SPCC
5 Magnet	NdFeB
4. Metal plate	SPCC
3. Voice coil	Cu
2.Diaphragm	PEI
1. Gasket	ABS

Downloaded from Arrow.com.

3. Dimension

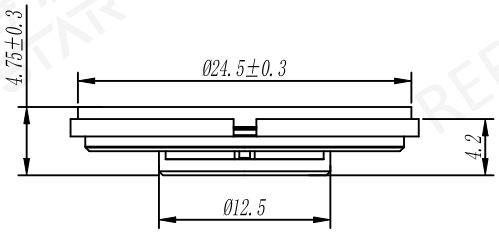

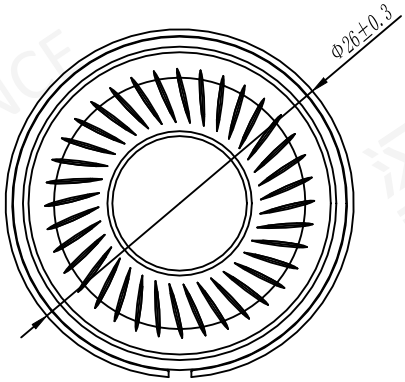

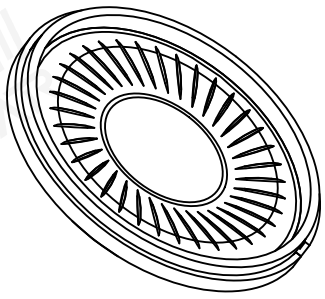

Tolerance:±0.3mm

Downloaded from Arrow.com.

4. Reliability test

4.1 High temperature preservation test

Temperature：	+85℃
Duration：	96hrs

4.2 Low temperature preservation test

Temperature	-40 ℃
Duration	96hrs

4.3 Thermal shock test

Cycles	100

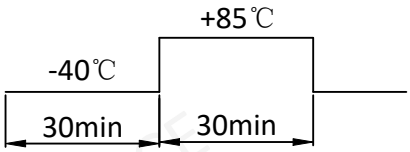

4.3 Max input test

Temperature： Room tenperature Frequency band:：300~3500Hz
Input power：1.5W(3.46Vrms) sine wave signal Duration:1min/on-2min/off,10cycles

4.4 Ordinary temp life

Temperature： Room tenperature Frequency band:：300~3500Hz
Input power：1W(2.83Vrms) sine wave signal Duration:96hours

4.5 Vibration test

10~200~10Hz Sine wave,Sweep 15min,49m/s2(5G)const.
X,Y,Z 3 Direction 2 hours each ,Total 6 hours

4.6 Free drop

Fix onto standard Jig drop on concrete 100cm height
Every 6 surface x 1 times,Total 6 times

Notice：

1.Being placed for 24 hours at +25℃, speaker shall be measured. No obstacle to be harmful to normal operation;damages, cracks, rusts, etc. Should not be audible at 2V sine wave between 300 ~ 3500Hz. Fo should meet initial one. S.P.L. deviation of unit should be within 3dB.

Downloaded from Arrow.com.

N/A

Downloaded from Arrow.com.

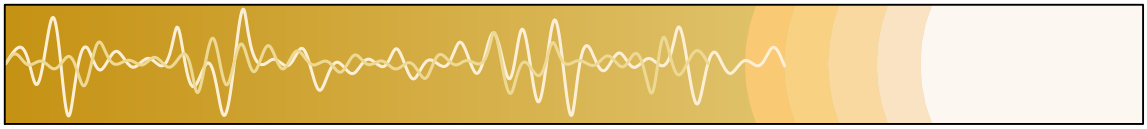

5. Packing

N/A

汉得利 BESTAR REFERENCE



Downloaded from Arrow.com.

6. History change record

Version	Change Items	Date	Drawn	Checked	Approved
A0	First Edition	2024.07.12	Gubby.Gao	Emma.Ren	Jason.Zhang

Downloaded from Arrow.com.

7.Important Notice

7.1 The products mustn't be washed

7.2 Store Condition (packaging)

The products should be stored in the room ,where the temperature/humidity is stable. And avoid such places where there are large temperature changes. Please store the products at the following conditions:

Temperature: -40 to + 95 ℃ Humidity: 15 to 85% R.H.

7.3 Expire Date on Storage

Expire date (Shelf life) of the products is six months after delivered under the conditions of a sealed and an unopened package. Please use the products within six months after delivered.

If you store the products for a long time (more than six months), use carefully because the products may be degraded in the solderability and/or rusty.Please confirm solderability and characteristics for the products regularly.

7.4 Notice on Product Storage

(1) Please do not store the products in a chemical atmosphere (Acids, Alkali, Bases, Organic gas, Sulfides and so on), because the characteristics may be reduced at quality, and/or be degraded in the solderability due to the storage in a chemical atmosphere.

(2) Please use the products immediately after the package is opened, because the characteristics may be reduced at quality, and/or be degraded in the solderability due to storage under the poor condition.

7.5 Rated and Max input power

Rated input power

Rated input power is the maximum (limit) value which can be input to the component intentionally. If the actual input power to component keeps exceeding Rated Input power, it will damage the component acoustic performances and reliability. In the worst case, the component will get broken and no sound.

Max input power

Max input power is the maximum (limit) value for unexpected input power which is caused in the customer's circuit like surge voltage. If the actual input power to component keeps exceeding Maximum input power, it will break the component and cause no sound in a short time. Please note that component will have a risk to get broken if the unexpected input power continues.

The value of input power is set based on the sinusoidal power in the normal speaker use. If the special signal is input to component, the values of Rated and Max input power will be different. Please make a well-investigation at your laboratory in the case of the special signal input.

Downloaded from Arrow.com.