


MLF1608A3R3JT000



Applications	Commercial Grade
Feature	<div style="border: 1px solid black; padding: 2px; display: inline-block; margin-bottom: 2px;">No Directivity</div> No Directivity <div style="border: 1px solid black; padding: 2px; display: inline-block; margin-bottom: 2px;">Multilayer</div> Multilayer <div style="border: 1px solid black; padding: 2px; display: inline-block; margin-bottom: 2px;">Shield</div> Magnetic Shield <div style="border: 1px solid black; padding: 2px; display: inline-block;">Ferrite Core</div> Ferrite Core
Series Type	MLF
Status	Production
Brand	TDK



Size	
Length(L)	1.60mm ±0.15mm
Width(W)	0.80mm ±0.15mm
Thickness Height	0.80mm ±0.15mm
Recommended Land Pattern (A)	0.60mm Nom.
Recommended Land Pattern (B)	0.80mm Nom.
Recommended Land Pattern (C)	0.80mm Nom.

Electrical Characteristics	
Inductance	3.3µH ±5% at 10MHz
Rated Current (L Change) [Typ.]	
Rated Current (L Change) [Max.]	30mA
Rated Current (Temperature Rise) [Typ.]	
Rated Current (Temperature Rise) [Max.]	
DC Resistance [Typ.]	550mΩ
DC Resistance [Max.]	1.3Ω
Rated Voltage [Max.]	
Self Resonant Frequency [Min.]	65MHz
Self Resonant Frequency [Typ.]	100MHz
Q [Min.]	35 at 10MHz
Q [Typ.]	60 at 10MHz

Other	
Operating Temp. Range (Including Self-Temp. Rise)	-55 to 125°C
Soldering Method	Reflow Iron Soldering
AEC-Q200	NO
Packing	Punched (Paper)Taping [180mm Reel]

! Images are for reference only and show exemplary products.
! This PDF document was created based on the data listed on the TDK Corporation website.
! All specifications are subject to change without notice.

MLF1608A3R3JT000



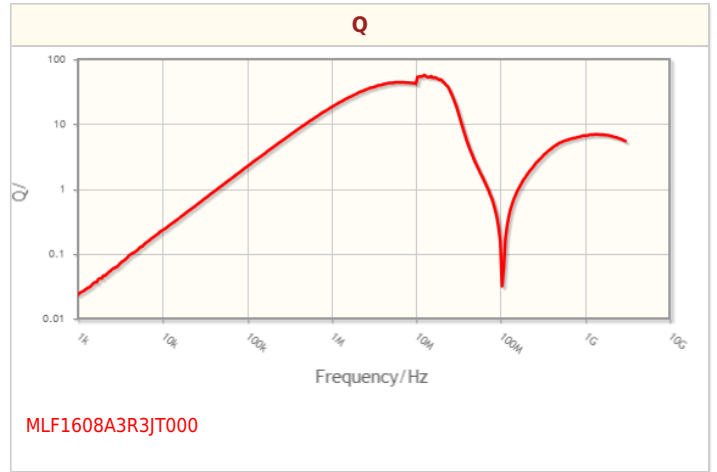
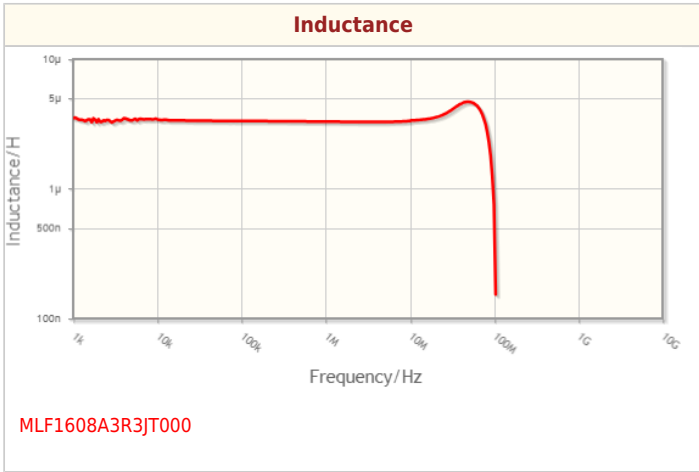
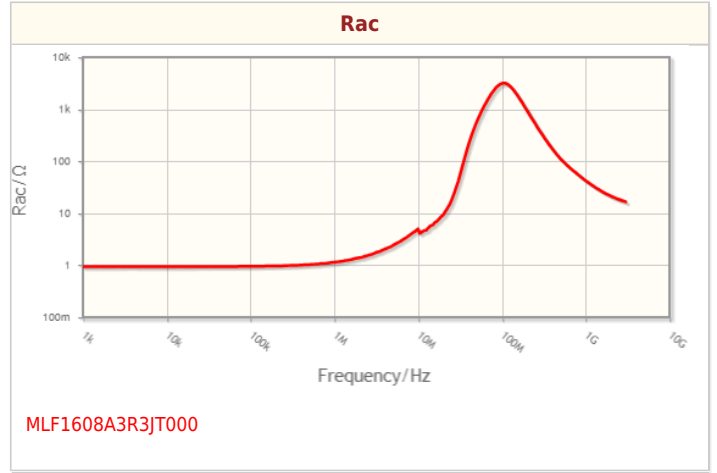
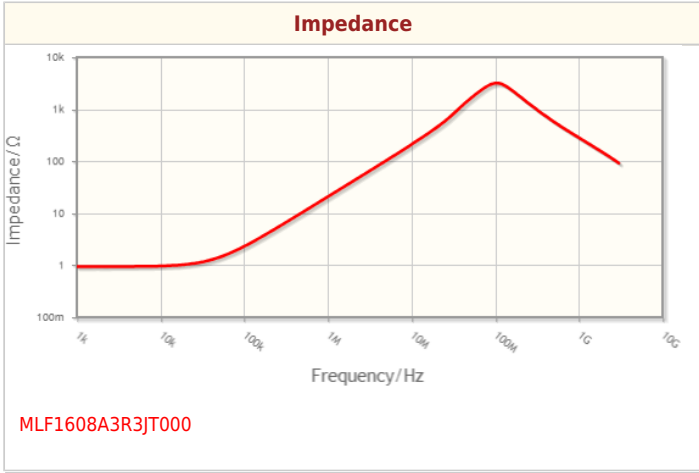
Package Quantity	4000pcs
Weight	0.004g

! Images are for reference only and show exemplary products.
! This PDF document was created based on the data listed on the TDK Corporation website.
! All specifications are subject to change without notice.

MLF1608A3R3JT000



Characteristic Graphs(This is reference data, and does not guarantee the products characteristics.)



! Images are for reference only and show exemplary products.
! This PDF document was created based on the data listed on the TDK Corporation website.
! All specifications are subject to change without notice.

MLF1608A3R3JT000



Associated Images

