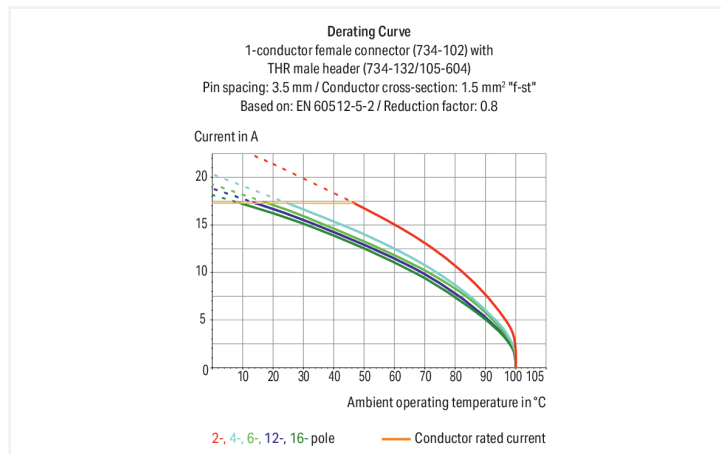


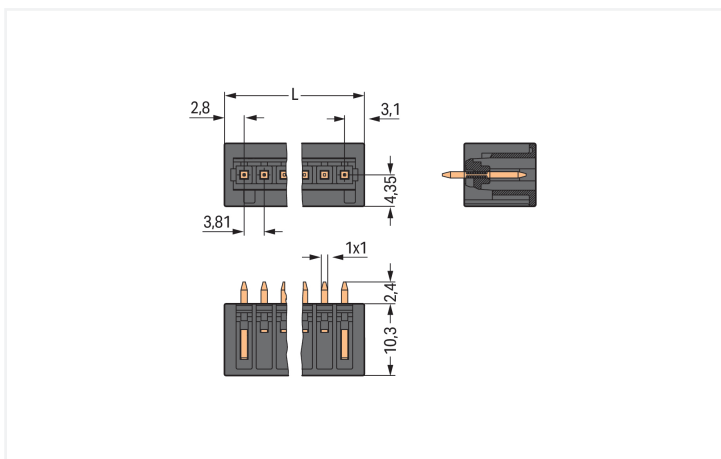
Data Sheet | Item Number: 734-234/105-604

THR male header; 1.0 x 1.0 mm solder pin; straight; 100% protected against mismatching; Pin spacing 3.81 mm; 4-pole; black

<https://www.wago.com/734-234/105-604>



Color: ■ black



Dimensions in mm

$L = (\text{pole no.} - 1) \times \text{pin spacing} + 5.9 \text{ mm}$

Male connector, 734 Series, with 3.81 mm pin spacing

This male connector (item number 734-234/105-604) provides hassle-free electrical installations. The item's dimensions are (17.33 x 12.7 x 8.5) mm (width x height x depth).

Tin is used for coating the contact surfaces. THR is used to assemble the pcb connector.

Notes

Safety Information

The MCS – MULTI CONNECTION SYSTEM includes connectors without breaking capacity in accordance with DIN EN 61984. When used as intended, these connectors must not be connected/disconnected when live or under load. When used as intended, these connectors must not be connected/disconnected when live or under load. The circuit design should ensure header pins, which can be touched, are not live when unmated.

Variants:

Other pole numbers
Other solder pin lengths
Gold-plated or partially gold-plated contact surfaces
Other versions (or variants) can be requested from WAGO Sales or configured at <https://configurator.wago.com/>.

Electrical data

Ratings per	IEC/EN 60664-1			Approvals per	UL 1059		
Overvoltage category	III	III	II	Use group	B	C	D
Pollution degree	3	2	2	Rated voltage	300 V	-	300 V
Nominal voltage	160 V	160 V	320 V	Rated current	10 A	-	10 A
Rated impulse withstand voltage	2.5 kV	2.5 kV	2.5 kV				
Rated current	10 A	10 A	10 A				

Approvals per	CSA		
Use group	B	C	D
Rated voltage	300 V	-	300 V
Rated current	10 A	-	10 A

Connection Data

Total number of potentials	4	Connection 1	
Number of connection types	1	Pole number	4
Number of levels	1		

Physical data

Pin spacing	3.81 mm / 0.15 inches
Width	17.33 mm / 0.682 inches
Height	12.7 mm / 0.5 inches
Height from the surface	10.3 mm / 0.406 inches
Depth	8.5 mm / 0.335 inches
Solder pin length	2.4 mm
Solder pin dimensions	1 x 1 mm
Plated through-hole diameter (THR)	1.4 ^(+0.1) mm

Mechanical data

Variable coding	Yes
Anti-rotation protection	Yes

Plug-in connection

Contact type (pluggable connector)	Male connector/plug
Connector (connection type)	for PCB
Mismating protection	Yes
Mating direction to the PCB	90 °

PCB contact

PCB contact	THR
Solder pin arrangement	over the entire male connector (in-line)
Number of solder pins per potential	1

Material data

Note (material data)	Information on material specifications can be found here
Color	black
Material group	I
Insulation material (main housing)	Polyphthalamide (PPA GF)
Flammability class per UL94	V0
Contact material	Electrolytic copper (E _{Cu})
Contact Plating	Tin
Fire load	0.011 MJ
Weight	1.1 g
MSL per J-STD 020D	1

Environmental requirements

Limit temperature range	-60 ... +100 °C
Processing temperature	-35 ... +60 °C

Commercial data

Product Group	3 (Multi Conn. System)
PU (SPU)	200 pcs
Packaging type	Box
Country of origin	PL
GTIN	4045454791926
Customs tariff number	85366930000

Product Classification

UNSPSC	39121409
eCl@ss 10.0	27-44-04-02
eCl@ss 9.0	27-44-04-02
ETIM 9.0	EC002637
ETIM 10.0	EC002637
ECCN	NO US CLASSIFICATION

Environmental Product Compliance

RoHS Compliance Status	Compliant, No Exemption
------------------------	-------------------------

Approvals / Certificates

General approvals			Approvals for marine applications		
Approval	Standard	Certificate Name	Approval	Standard	Certificate Name
CSA DEKRA Certification B.V.	C22.2	1465035	BV Bureau Veritas S.A.	IEC 60998	11915/E0 BV
UL Underwriters Laboratories Inc.	UL 1977	E 45171			

Downloads

Environmental Product Compliance

Compliance Search	
Environmental Product Compliance 734-234/105-604	↓

Documentation

Additional Information

Technical Section	03.04.2019	pdf 2027.26 KB	↓
		pdf 535.32 KB	↓

CAD/CAE-Data

CAD data	PCB Design
2D/3D Models 734-234/105-604	Symbol and Footprint via SamacSys 734-234/105-604
↓	↓
	Symbol and Footprint via Ultra Librarian 734-234/105-604
	↓

1 Compatible Products

1.1 System counterpart

1.1.1 Female connector/socket

Item No.: 734-204

1-conductor female connector; CAGE CLAMP®; 1.5 mm²; Pin spacing 3.81 mm; 4-pole; 100% protected against mismatching; orange

1.2 Optional Accessories

1.2.1 Coding

1.2.1.1 Coding

Item No.: 734-159


Coding key; to be snapped above top level; black

Item No.: 734-130

Coding key; to be snapped above top level; white

Installation Notes

Coding



Coding a male header – fitting coding key(s).