Toggle

AV Series

250V/125VAC
25A
20A
15A
10A

Quick Connect Terminal

SP 2P
3P 4P

Outline of the Series

While maintaining the high performance of the A series, this lineup is offered at a more affordable price. Available in toggle and rocker switch types.

Common Specifications

Ratings

Voltage \ Symbol	05	15	25	35	Load	Notes
AC125/250V	25A	20A	15A	10A	Resistive Load	Load only with Resistive, Power Factor=1
DC30V	25A	20A	15A	10A		

*** A resistive load refers to a load consisting solely of resistance. In actual circuits, however, there may be inductive, capacitive, or motor loads, each of which can generate inrush current. Therefore, when selecting a switch, be sure to choose a rating with sufficient margin above the steady-state current.**

For more details, please refer to "Useful Advices and Precautions on Usage of Operational Switches."

Packaging Quantity	
SP・DP	100 pcs
3P・4P	50 pcs

Contact Resistance	10 mΩ Max. (DC2V 1A Initial Value)
Withstanding Voltage	AC1,500V 1 Minute
Insulating Resistance	1,000MΩ Min. (DC500V)
Electrical Life	20,000 times
Operating Temperature Range	-20℃～+70℃
Storage Temperature Range	-20℃～+70℃
Hand-soldering Conditions	350±3℃ within 3 sec.

*** For products other than those listed above or for custom items, please contact us.**

otax OTAX Co., Ltd. 1215, Nippacho, Kohoku-ward, Yokohama, Kanagawa, 223-8558 Japan https://www.otax-en.com/

Product Designations

Series Name		Poles	Operational-part Type	Switch Functions	Current Capacity	Type of Terminals
A	V		T	A	2	5

Poles	Symbol
1	(none)
2	(none)
3	3
4	4

Operational-part	Symbol
Toggle	T

Current Capacity	Symbol
25A 125/250V AC	0
20A 125/250V AC	1
15A 125/250V AC	2
10A 125/250V AC	3

SwitchFunctions			Symbol	
The Opposite Side	Center	Key Thread Side	SP 3P	DP 4P
ON	-	OFF	A	K
ON	-	ON	D	N

Type of Terminals	Symbol
Quick Connect Terminal #250	5

Quick Connect Terminal#250



Silhouette（AVTA05）

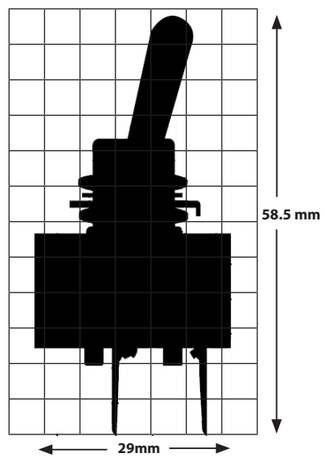

*** For products other than those listed above or for custom items, please contact us.**

OTAX Co., Ltd. 1215, Nippacho, Kohoku-ward, Yokohama, Kanagawa, 223-8558 Japan https://www.otax-en.com/ otax

Downloaded from Arrow.com.

Toggle

AV Series

250V/125VAC
25A
20A
15A
10A

Quick Connect Terminal

SP 2P
3P 4P

Switch Names, Functions, Terminal Diagram

S P

Product Name	Resistive Load AC125/250V DC30V	Product Name	Resistive Load AC125/250V DC30V	Circuit	Functions		
AVTA05	25A	AVTA25	15A	SPST	ON 2-3	—	OFF
AVTD05	25A	AVTD25	15A	SPDT	ON 2-3	—	ON 2-1
AVTA15	20A	AVTA35	10A	SPST	ON 2-3	—	OFF
AVTD15	20A	AVTD35	10A	SPDT	ON 2-3	—	ON 2-1

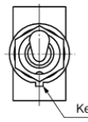

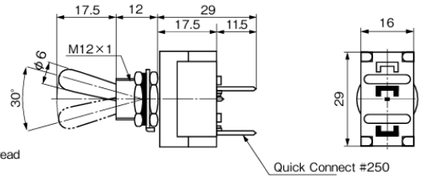

Terminal Diagram

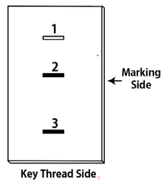

D P

Product Name	Resistive Load AC125/250V DC30V	Product Name	Resistive Load AC125/250V DC30V	Circuit	Functions		
AVTK05	25A	AVTK25	15A	DPST	ON 2-3 5-6	—	OFF
AVTN05	25A	AVTN25	15A	DPDT	ON 2-3 5-6	—	ON 2-1 5-4
AVTK15	20A	AVTK35	10A	DPST	ON 2-3 5-6	—	OFF
AVTN15	20A	AVTN35	10A	DPDT	ON 2-3 5-6	—	ON 2-1 5-4

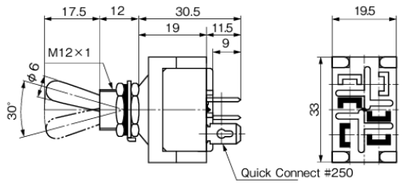

Terminal Diagram

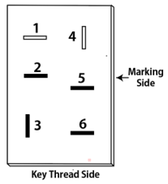

* For products other than those listed above or for custom items, please contact us.

Toggle

AV Series

250V/125VAC
25A
20A
15A
10A

Quick Connect Terminal

SP 2P
3P 4P

3 P

Product Name	Resistive Load AC125/250V DC30V	Product Name	Resistive Load AC125/250V DC30V	Circuit	Functions		
AV3TA05	25A	AV3TA25	15A	3PST	ON 2-3 5-6 8-9	—	OFF
AV3TD05	25A	AV3TD25	15A	3PDT	ON 2-3 5-6 8-9	—	ON 2-1 5-4 8-7
AV3TA15	20A	AV3TA35	10A	3PST	ON 2-3 5-6 8-9	—	OFF
AV3TD15	20A	AV3TD35	10A	3PDT	ON 2-3 5-6 8-9	—	ON 2-1 5-4 8-7

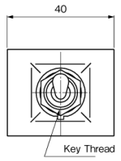

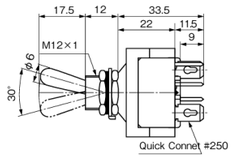

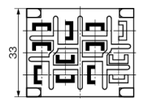

❖ The case is the same as that of 4P.

Terminal Diagram

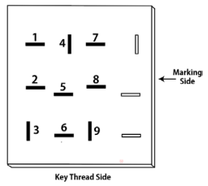

4 P

Product Name	Resistive Load AC125/250V DC30V	Product Name	Resistive Load AC125/250V DC30V	Circuit	Functions		
AV4TK05	25A	AV4TK25	15A	4PST	ON 2-3 5-6 8-9 11-12	—	OFF
AV4TN05	25A	AV4TN25	15A	4PDT	ON 2-3 5-6 8-9 11-12	—	ON 2-1 5-4 8-7 11-10
AV4TK15	20A	AV4TK35	10A	4PST	ON 2-3 5-6 8-9 11-12	—	OFF
AV4TN15	20A	AV4TN35	10A	4PDT	ON 2-3 5-6 8-9 11-12	—	ON 2-1 5-4 8-7 11-10

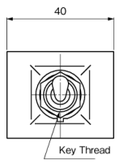

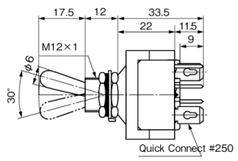

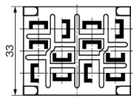

Terminal Diagram

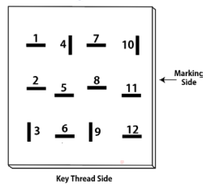

* For products other than those listed above or for custom items, please contact us.

Downloaded from Arrow.com.

Dimensions of Mounting Holes and Mounting Parts

Mounting Hole Dimensions

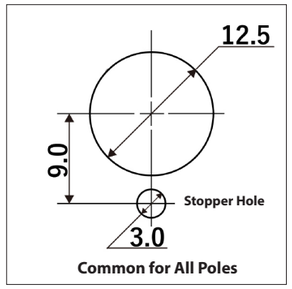

With Stopper Ring

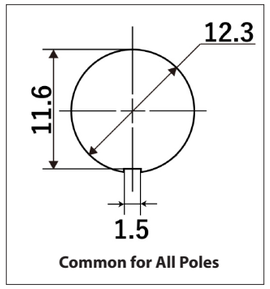

Without Stopper Ring

Mounting Parts Dimensions

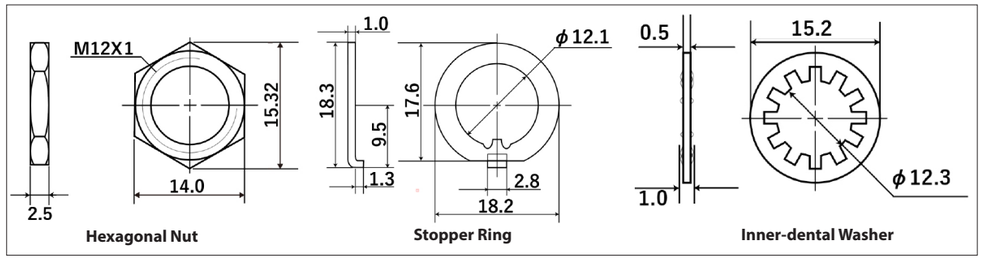

* Regarding Mounting Parts, only the lower nut is pre-installed on the main unit; other accessories are included separately.

Compliance with the European RoHS Directive

All DIP switches, control switches, connectors, and terminal blocks manufactured by OTAX comply with the following RoHS Directive:
Directive 2011/65/EU of the European Parliament and of the Council on the restriction of the use of certain hazardous substances in electrical and electronic equipment (RoHS).

Our products do not contain any of the ten specified hazardous substances (except for exempted applications):
Lead (Pb), Mercury (Hg),Cadmium (Cd), Hexavalent chromium (Cr^{6+}), Polybrominated biphenyls (PBB), Polybrominated diphenyl ethers (PBDE), Di(2-ethylhexyl) phthalate (DEHP), Butyl benzyl phthalate (BBP), Dibutyl phthalate (DBP), Diisobutyl phthalate (DIBP)

* For products other than those listed above or for custom items, please contact us.

Splash-proof Cap and Other Parts

Round Splash-proof Cap

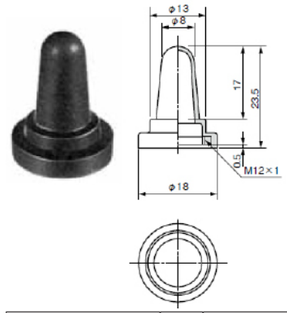

Materials	Color	Part Number
Chloroprene Rubber	Black	6047-1481

Hexagonal Splash-proof Cap

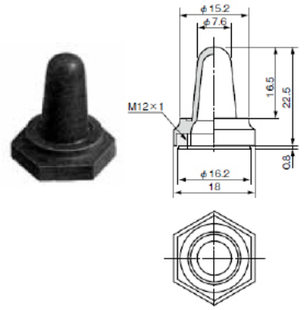

Materials	Color	Part Number
Chloroprene Rubber	Black	6047-0860

Round Dust-tight Cap

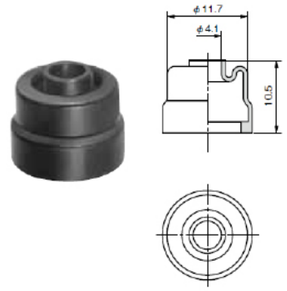

Materials	Color	Part Number
Chloroprene Rubber	Black	7847-8619

This Cap can be directry attached to the Bushing.
(It can be applied to wth M12Hexagonal Nut.)

Splash-proof Cap・Nut

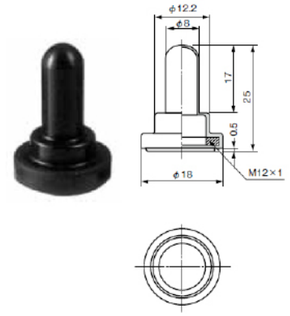

Materials	Color	Part Number
Silicone Rubber	Black	6047-5967
	Red	6047-6414
Chloroprene Rubber	Black	6047-5949
Ethylene-propylene Rubber	Black	6047-6170

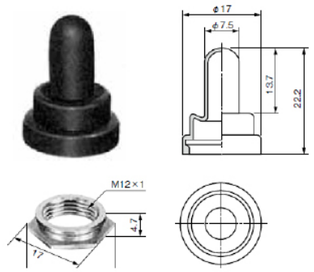

Materials	Color	Part Number
Chloroprene Rubber	Black	6047-2568

Other Parts

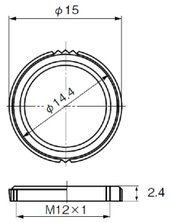

Round Nut

Part Number
9801-0134

ON・OFFName Plate

Colors
Base:Silver
ON: Red
OFF: Black

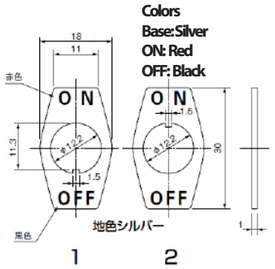

	Part Number
1	9804-0135
2	9804-1105

* For products other than those listed above or for custom items, please contact us.

Downloaded from Arrow.com.