


# MSTBW 2,5/ 4-G CRWH - PCB header



1973592

<https://www.phoenixcontact.com/us/products/1973592>

Please be informed that the data shown in this PDF document is generated from our online catalog. Please find the complete data in the user documentation. Our general terms of use for downloads are valid.



PCB headers, nominal cross section: 2.5 mm<sup>2</sup>, color: cream, nominal current: 12 A, contact surface: Sn, contact connection type: Pin, number of potentials: 4, number of rows: 1, number of positions: 4, number of connections: 4, product range: MSTBW 2,5/-G, pitch: 5 mm, mounting: Wave soldering, pin layout: Linear pinning, solder pin [P]: 3.5 mm, number of solder pins per potential: 1, plug-in system: COMBICON MSTB 2,5, Pin connector pattern alignment: Standard, locking: without, mounting method: without, type of packaging: packed in cardboard

## Your advantages

- Maximum flexibility when it comes to device design – one header for connectors with different connection technologies
- Well-known mounting principle allows worldwide use
- Stand-offs enable the PCB to be cleaned or sealed

## Commercial data

Item number	1973592
Packing unit	50 pc
Minimum order quantity	50 pc
Note	Made to order (non-returnable)
Sales key	AA03
Product key	AACSGL
GTIN	4046356105712
Weight per piece (including packing)	1.834 g
Weight per piece (excluding packing)	1.522 g
Customs tariff number	85366930
Country of origin	IN

# MSTBW 2,5/ 4-G CRWH - PCB header



1973592

<https://www.phoenixcontact.com/us/products/1973592>

## Technical data

### Product properties

Product type	PCB headers
Product family	MSTBW 2,5/..-G
Product line	COMBICON Connectors M
Number of positions	4
Pitch	5 mm
Number of connections	4
Number of rows	1
Number of potentials	4
Mounting flange	without
Pin layout	Linear pinning
Solder pins per potential	1

### Electrical properties

#### Properties

Nominal current $I_N$	12 A
-----------------------	------

### Mounting

Mounting type	Wave soldering
Pin layout	Linear pinning

### Material specifications

#### Material data - contact

Note	WEEE/RoHS-compliant, free of whiskers according to IEC 60068-2-82/JEDEC JESD 201
Contact material	Cu alloy
Surface characteristics	Tin-plated
Metal surface contact area (top layer)	Tin (5 - 7 $\mu\text{m}$ Sn)
Metal surface contact area (middle layer)	Nickel (2 - 3 $\mu\text{m}$ Ni)
Metal surface soldering area (top layer)	Tin (5 - 7 $\mu\text{m}$ Sn)
Metal surface soldering area (middle layer)	Nickel (2 - 3 $\mu\text{m}$ Ni)

#### Material data - housing

Color (Housing)	cream (9001)
Insulating material	PA
Insulating material group	I
CTI according to IEC 60112	600
Flammability rating according to UL 94	V0
Glow wire flammability index GWFI according to EN 60695-2-12	850
Glow wire ignition temperature GWIT according to EN 60695-2-13	775

# MSTBW 2,5/ 4-G CRWH - PCB header



1973592

<https://www.phoenixcontact.com/us/products/1973592>

Temperature for the ball pressure test according to EN 60695-10-2
---

125 °C
--------

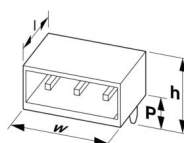
## Notes

Notes on operation
--------------------

In accordance with IEC 61984, COMBICON connectors have no switching power (COC). During designated use, they must not be plugged in or disconnected when carrying voltage or under load.
--

## Dimensions

Dimensional drawing
---------------------



Pitch
-------

5 mm
------

Width [w]
-----------

20 mm
-------

Height [h]
------------

15.95 mm
----------

Length [l]
------------

12 mm
-------

Installed height
------------------

12.45 mm
----------

Solder pin length [P]
-----------------------

3.5 mm
--------

Pin dimensions
----------------

11 mm
-------

## PCB design

Hole diameter
---------------

1.4 mm
--------

## Environmental and real-life conditions

### Ambient conditions

Ambient temperature (operation)
---------------------------------

-40 °C ... 100 °C (dependent on the derating curve)
---

Ambient temperature (storage/transport)
---

-40 °C ... 70 °C
------------------

Relative humidity (storage/transport)
---------------------------------------

30 % ... 70 %
---------------

Ambient temperature (assembly)
--------------------------------

-5 °C ... 100 °C
------------------

## Packaging specifications

Type of packaging
-------------------

packed in cardboard
---------------------

# MSTBW 2,5/ 4-G CRWH - PCB header





1973592


<https://www.phoenixcontact.com/us/products/1973592>

## Approvals

To download certificates, visit the product detail page: <https://www.phoenixcontact.com/us/products/1973592>

 <b>CSA</b> Approval ID: 13631-2585951				
	Nominal voltage $U_N$	Nominal current $I_N$	Cross section AWG	Cross section $\text{mm}^2$
Use group B				
	300 V	15 A	-	-
Use group D				
	300 V	10 A	-	-

 <b>cULus Recognized</b> Approval ID: E60425-19931011				
	Nominal voltage $U_N$	Nominal current $I_N$	Cross section AWG	Cross section $\text{mm}^2$
Use group B				
	300 V	15 A	-	-
Use group D				
	300 V	10 A	-	-

 <b>VDE approval of drawings</b> Approval ID: 40050648				
	Nominal voltage $U_N$	Nominal current $I_N$	Cross section AWG	Cross section $\text{mm}^2$
	250 V	12 A	-	-

# MSTBW 2,5/ 4-G CRWH - PCB header



1973592

<https://www.phoenixcontact.com/us/products/1973592>

## Classifications

### ECLASS

ECLASS-13.0	27460201
ECLASS-15.0	27460201

### ETIM

ETIM 9.0	EC002637
----------	----------

### UNSPSC

UNSPSC 21.0	39121400
-------------	----------

# MSTBW 2,5/ 4-G CRWH - PCB header



1973592

<https://www.phoenixcontact.com/us/products/1973592>

## Environmental product compliance

EU RoHS	
Fulfills EU RoHS substance requirements	Yes, No exemptions
China RoHS	
Environment friendly use period (EFUP)	EFUP-E
	No hazardous substances above the limits
EU REACH SVHC	
REACH candidate substance (CAS No.)	No substance above 0.1 wt%
EF3.0 Climate Change	
CO2e kg	0.039 kg CO2e

Phoenix Contact 2025 © - all rights reserved  
<https://www.phoenixcontact.com>

Phoenix Contact USA  
586 Fulling Mill Road  
Middletown, PA 17057, United States  
(+717) 944-1300  
[info@phoenixcon.com](mailto:info@phoenixcon.com)