Data Sheet | Item Number: 733-333/105-604/997-446

THR male header; 0.8 x 0.8 mm solder pin; straight; 100% protected against mismating; in tape-and-reel packaging; Pin spacing 2.5 mm; 3-pole; black

https://www.wago.com/733-333/105-604/997-446



Color: ■ black

Similar to illustration

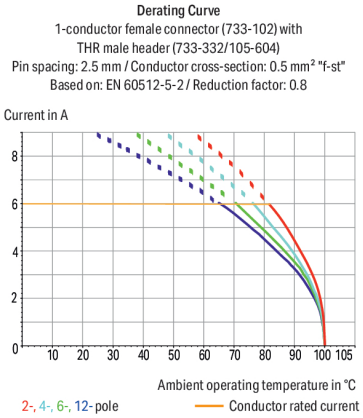

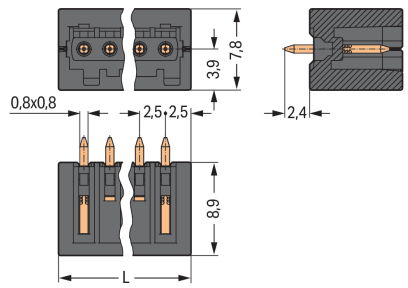

Dimensions in mm
L = (pole no. + 1) x pin spacing

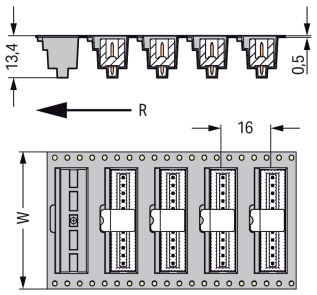

Dimensions in mm
W = tape widthR = feed direction

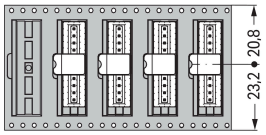

Position with odd number of poles

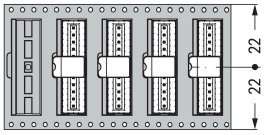

Position with even number of poles

Dimensions in mm
Pin position in tape-and-reel packaging

Downloaded from Arrow.com.

Male connector, 733 Series, black

This male connector (item number 733-333/105-604/997-446) provides seamless electrical installations. Dimensions: (10 x 11.3 x 7.8) mm (width x height x depth).

Tin is used for coating the contact surfaces. The pcb connector is designed for THR soldering.

Notes

Safety Information	The *MCS – MULTI CONNECTION SYSTEM* includes connectors without breaking capacity in accordance with DIN EN 61984. When used as intended, these connectors must not be connected/disconnected when live or under load.When used as intended, these connectors must not be connected/disconnected when live or under load. The circuit design should ensure header pins, which can be touched, are not live when unmated.
Variants:	Other pole numbers Other solder pin lengths Gold-plated or partially gold-plated contact surfaces Other versions (or variants) can be requested from WAGO Sales or configured at https://configurator.wago.com/.

Electrical data

Ratings per	IEC/EN 60664-1		
Overvoltage category	III	III	II
Pollution degree	3	2	2
Nominal voltage	80 V	160 V	320 V
Rated impulse withstand voltage	2.5 kV	2.5 kV	2.5 kV
Rated current	6 A	6 A	6 A

Approvals per	UL 1059		
Use group	B	C	D
Rated voltage	150 V	-	-
Rated current	4 A	-	-

Approvals per	CSA		
Use group	B	C	D
Rated voltage	150 V	-	-
Rated current	4 A	-	-

Connection Data

Total number of potentials	3
Number of connection types	1
Number of levels	1

Connection 1

Pole number	3

Physical data

Pin spacing	2.5 mm / 0.098 inches
Width	10 mm / 0.394 inches
Height	11.3 mm / 0.445 inches
Height from the surface	8.9 mm / 0.35 inches
Depth	7.8 mm / 0.307 inches
Solder pin length	2.4 mm
Solder pin dimensions	0.8 x 0.8 mm
Plated through-hole diameter (THR)	1.2 $^{(+0.1)}$ mm
Reel diameter of tape-and-reel packaging	330 mm
Tape width	44 mm

Downloaded from Arrow.com.

Mechanical data

Variable coding	Yes
Anti-rotation protection	Yes

Plug-in connection

Contact type (pluggable connector)	Male connector/plug
Connector (connection type)	for PCB
Mismating protection	Yes
Mating direction to the PCB	90 °

PCB contact

PCB contact	THR
Solder pin arrangement	over the entire male connector (in-line)
Number of solder pins per potential	1

Material data

Note (material data)	Information on material specifications can be found here
Color	black
Material group	I
Insulation material (main housing)	Polyphthalamide (PPA GF)
Flammability class per UL94	V0
Contact material	Electrolytic copper (E_{Cu})
Contact Plating	Tin
Fire load	0.016 MJ
Weight	0.5 g
MSL per J-STD 020D	1

Environmental requirements

Limit temperature range	-60 … +100 °C
Processing temperature	-35 … +60 °C

Commercial data

PU (SPU)	290 pcs
Packaging type	Bag
Country of origin	DE
GTIN	4045454814496
Customs tariff number	85366930000

Product Classification

UNSPSC	39121409
eCl@ss 10.0	27-44-04-02
eCl@ss 9.0	27-44-04-02
ETIM 9.0	EC002637
ETIM 10.0	EC002637
ECCN	NO US CLASSIFICATION

Downloaded from Arrow.com.

Environmental Product Compliance

RoHS Compliance Status	Compliant,No Exemption

Downloads

Environmental Product Compliance

Compliance Search

Documentation

Additional Information

Technical Section	03.04.2019	pdf 2027.26 KB	
		pdf 535.32 KB	

CAD/CAE-Data

CAD data

PCB Design

1 Compatible Products

1.1 System counterpart

1.1.1 Female connector/socket



Item No.: 733-103
1-conductor female connector; CAGE CLAMP®; 0.5 mm²; Pin spacing 2.5 mm; 3-pole; 100% protected against mismating; light gray

Downloaded from Arrow.com.

1.2 Optional Accessories

1.2.1 Coding

1.2.1.1 Coding



Item No.: 733-331
Coding key; snap-on type; black

Installation Notes

Mismating protection



Male headers and female connectors are 100% protected against mismating.
Only mating halves with the same pole number can be connected.

Coding



Coding a male header – fitting coding key(s).

Downloaded from Arrow.com.