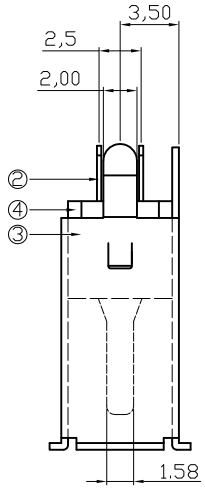

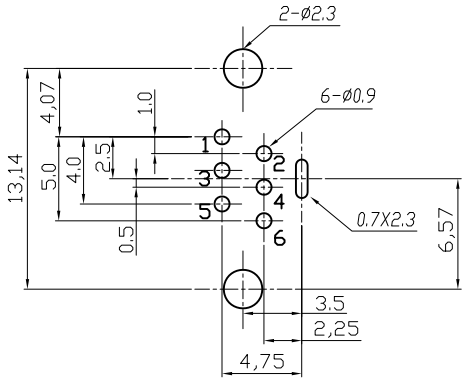

COMPONENT SIDE
(PCB LAYOUT)

Specification:
Contact Resistance: 30m Ohm Max.
Insulation Resistance: 100M Ohm Min.
Voltage - Max;40V Maximum
Current - Max:1.5A Maximum.
Dielectric Withstanding Voltage: 500V AC for 1 Minute
Durability (Life Test): 1500 Cycles
Unmating Force:9.8 Newtone TO 39.2 Newtone Maximum.

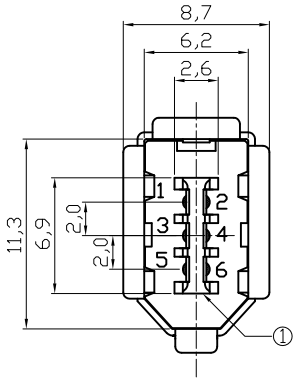

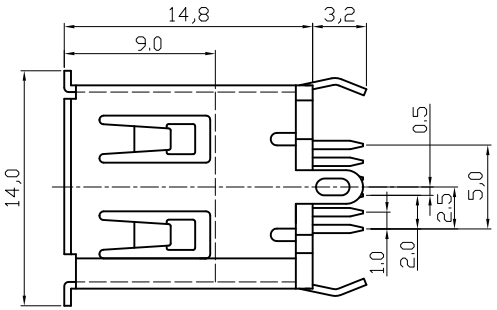

NO.	NAME	MATERIAL	FINISH	REMARK	Q'TY
1	HOUSING	PBT G.F.	WHITE		1
2	PIN TERMINAL	BRASS; t:0.25	GOLD/TIN PLATED	Gold:30u" NI:40~60u" TIN:120u" (100% pure Tin of lead free plating)	6
3	SHELL	BRASS; t:0.4	NICKEL PLATED	NI:80~120u"	1
4	BOTTOM COVER	PBT G.F.	WHITE		1

RoHS compliant

Scale	1:1
TOLERANCE	
X.	±0.38
X.X	±0.25
X.XX	±0.13
X°	±3°
.X°	±1.0°

Id.	Modification	Date	Name
②	Update	28.08.2009	Dean
①	Drawn	04.09.2003	A.Menk

	Date	Name
Drawn	04.09.2003	A.Menk
Approved	28.08.2009	Hellwig

ASSMANN WSW components

Customer-No.

ASSMANN WSW-No. A-IEE-TOP

Drawing-No. ASS 1497 CO

rev02

Replace

Sheet

Downloaded from Arrow.com.