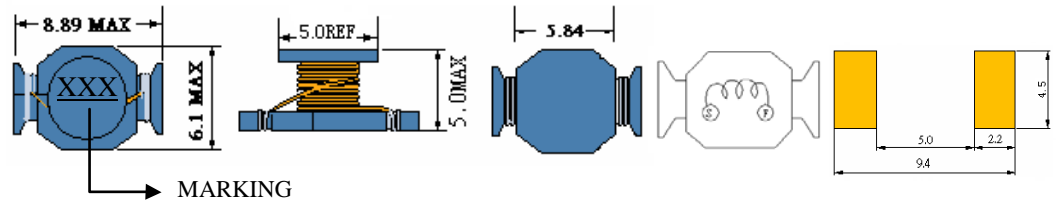


SC1813FH

SMD POWER INDUCTORS



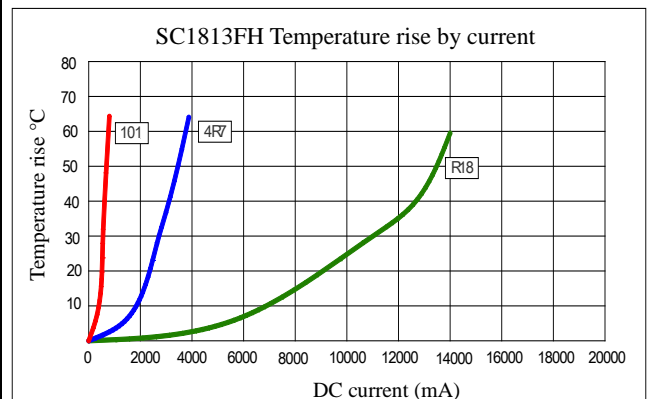
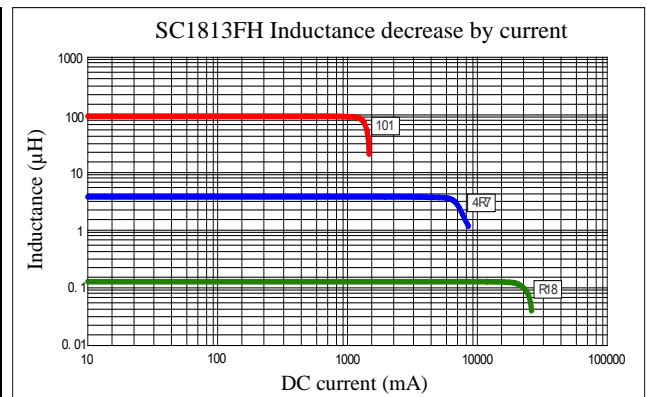
• Features

1. Open frame construction
2. Excellent Power Density
3. Engineered to Provide High Efficiency

ELECTRICAL CHARACTERISTICS



Part Number	Inductance (uH) (1)	Test Frequency	DC Resistance (Ω MAX) (2)	Saturation Current (3) (A)	Temperature Current (4) (A)
SC1813FH-R18	0.18	100KHZ	4.5m	14.00	11.2
SC1813FH-R33	0.33	100KHZ	5.2m	10.00	10.0
SC1813FH-R47	0.47	100KHZ	9.5 m	8.00	8.00
SC1813FH-R56	0.56	100KHZ	10m	7.70	7.00
SC1813FH-1R2	1.2	100KHZ	17m	5.30	4.50
SC1813FH-1R6	1.6	100KHZ	25m	4.50	4.20
SC1813FH-2R2	2.2	100KHZ	35m	3.50	3.80
SC1813FH-3R3	3.3	100KHZ	43m	3.00	3.30
SC1813FH-4R7	4.7	100KHZ	54m	2.60	2.70
SC1813FH-6R8	6.8	100KHZ	80m	2.20	2.20
SC1813FH-100	10	100KHZ	0.11	1.90	1.80
SC1813FH-150	15	100KHZ	0.17	1.50	1.40
SC1813FH-220	22	100KHZ	0.25	1.20	1.20
SC1813FH-330	33	100KHZ	0.35	0.90	0.92
SC1813FH-470	47	100KHZ	0.47	0.87	0.80
SC1813FH-680	68	100KHZ	0.73	0.67	0.66
SC1813FH-101	100	100KHZ	1.11	0.53	0.54



(1). Inductance tolerance for 0.18uH~1.6uH: $\pm 30\%$, for 2.2uH~100uH: $\pm 20\%$. Tested at 0.25V, 0ADC and 25°C.

(2). DCR measured at 25°C.

(3). The DC current at which the inductance decreases by 10% from its initial value.

(4). The DC current that results in a 40°C temperature rise from 25°C ambient.

[Click here for QUANTITY PER REEL & PACKING INFORMATION](#)

Custom versions available upon request.

©2011 Signal Transformer –Specification subject to change without notice. 07.11



128 Atlantic Avenue, Lynbrook, NY 11563
Toll Free 866-239-5777 • Tel 516-239-5777 • Fax 516-239-7208

Please read our datasheet & drawing disclaimer [here](#).