





Product Status	EOL Announced
	Recommended Alternate Part No. : MLG1005S82NJT25 (Interchangeability is not guaranteed.)
	Discontinue Issue Date : May.24, 2021
	Last Purchase Order Date : Mar.31, 2026
	Last Shipment Date : Jun.30, 2026
Applications	Automotive Grade
Feature	AEC-Q200 AEC-Q200
	No Directivity No Directivity
	Multilayer Multilayer
	Non-Mag CoreNon-Magnetic Core (Dielectric Ceramic)
	High Self Resonant Frequency
Series Type	MLK
Brand	TDK
Environmental Compliance	<div><div>RoHS</div><div>REACH SVHC Free</div><div>Halogen Free</div><div>Lead Free</div></div>



Size	
Length(L)	1.00mm ±0.10mm
Width(W)	0.50mm ±0.10mm
Thickness Height	0.50mm ±0.10mm
Recommended Land Pattern (A)	0.50mm Nom.
Recommended Land Pattern (B)	0.40mm Nom.
Recommended Land Pattern (C)	0.50mm Nom.

Electrical Characteristics	
Inductance	82nH ±5% at 100MHz
Rated Current	150mA
DC Resistance [Typ.]	1.39Ω
DC Resistance [Max.]	1.8Ω
Self Resonant Frequency [Min.]	1.3GHz
Self Resonant Frequency [Typ.]	2.2GHz
Q [Min.]	6 at 100MHz
Q [Typ.]	8 at 100MHz

Other	
Operating Temp. Range	-55 to 125°C
Soldering Method	Reflow
	Iron Soldering

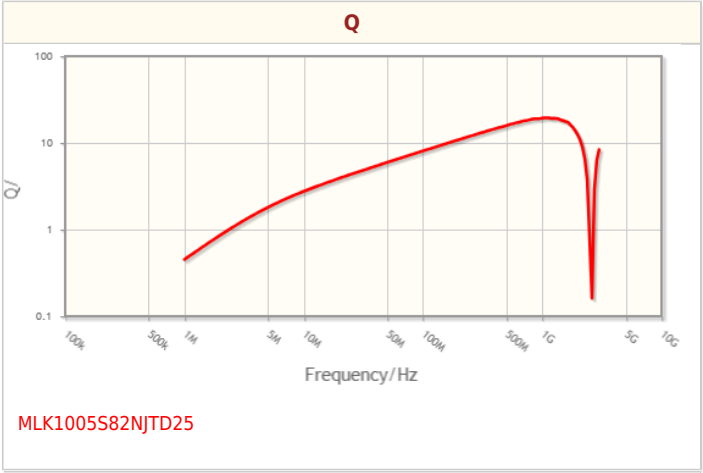
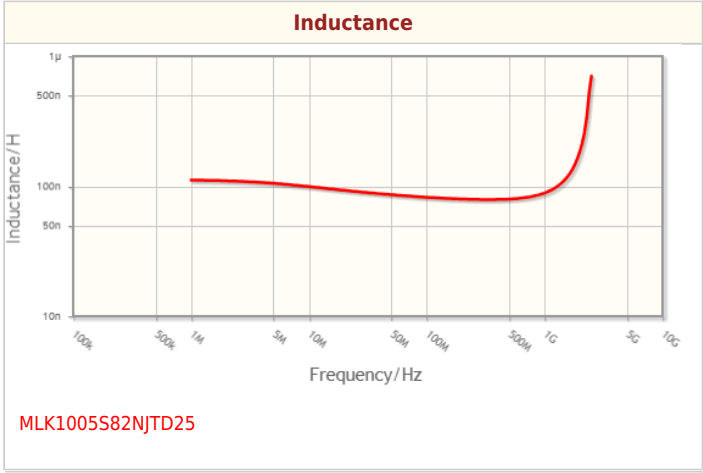
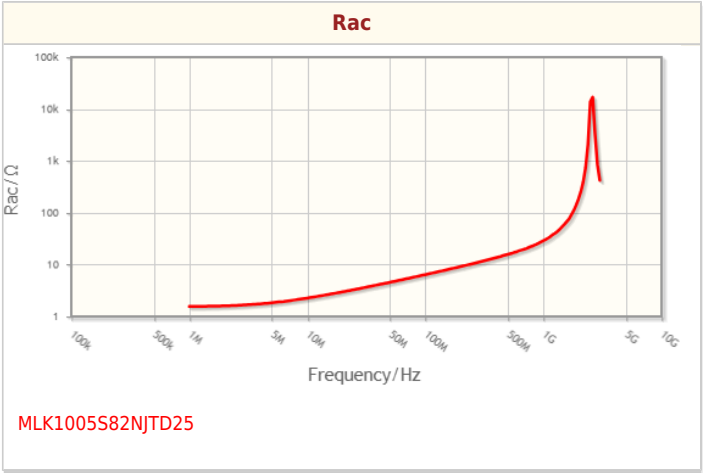
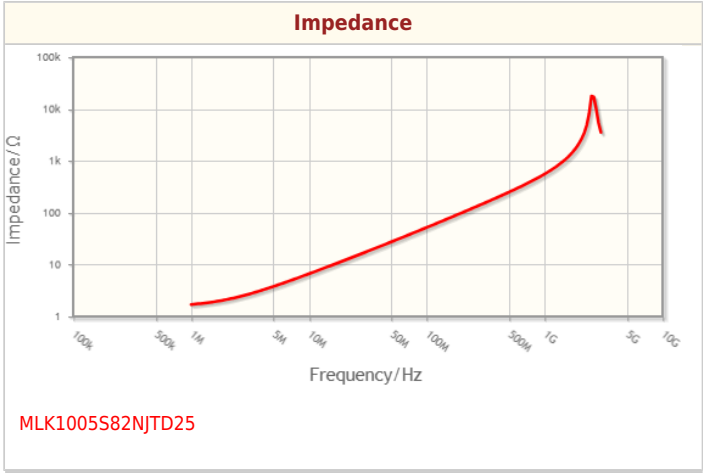
! Images are for reference only and show exemplary products.

! This PDF document was created based on the data listed on the TDK Corporation website.

! All specifications are subject to change without notice.

AEC-Q200	YES
Packing	Punched (Paper)Taping [180mm Reel, Tape width 8mm]
Package Quantity	10000pcs
Weight	0.001g

Characteristic Graphs(This is reference data, and does not guarantee the products characteristics.)



Associated Images

