



SKYWORKS®

DATA SHEET

AS222-92, AS222-92LF: PHEMT GaAs IC SPDT Switch 0.1 to 3 GHz

Applications

- T/R switch for WLAN, Bluetooth® and medium-power telecommunication applications

Features

- Low insertion loss
- Isolation 22 dB @ 2.4 GHz
- Low DC power consumption
- Operates with 1.8 V control voltage
- Available lead (Pb)-free and RoHS-compliant MSL-1 @ 260 °C per JEDEC J-STD-020

Description

The AS222-92 is a medium-power IC FET SPDT switch in a low-cost miniature SC-70 6-lead plastic package.

The AS222-92 features low insertion loss and positive voltage operation with very low DC power consumption. This general-purpose switch can be used in a variety of telecommunications applications.

NEW



Skyworks offers lead (Pb)-free, RoHS (Restriction of Hazardous Substances)-compliant packaging.

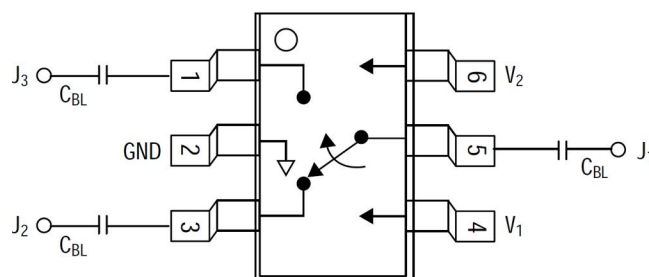


Figure 1. AS222-92, AS222-92LF Block Diagram

DC blocking capacitors (C_{BL}) must be supplied externally for positive voltage operation. $C_{BL} = 100$ pF for operation >500 MHz.

Table 1. Electrical Specifications at 25 °C (0, 3 V)

Parameter(1)	Frequency	Min.	Typ.	Max.	Unit
Insertion loss(2)	0.1 to 1.0 GHz		0.35	0.5	dB
	1.0 to 2.4 GHz		0.45	0.6	
	2.4 to 3.0 GHz		0.50	0.7	
Isolation	0.1 to 1.0 GHz	24	27		dB
	1.0 to 2.4 GHz	19	22		
	2.4 to 3.0 GHz	16	18		
Return loss(3)	0.1 to 1.0 GHz		19		dB
	1.0 to 2.4 GHz		21		
	2.4 to 3.0 GHz		18		

1. All measurements made in a 50 Ω system, unless otherwise specified.
2. Insertion loss changes by 0.003 dB/°C.
3. Insertion loss state.

Table 2. Operating Characteristics at 25 °C (0, 3 V)

Parameter	Condition	Frequency	Min.	Typ.	Max.	Unit
Switching characteristics Rise, fall On, off Video feedthru	10/90% or 90/10% RF 50% CTL to 90/10% RF $T_{RISE} = 1 \text{ ns}$, BW = 500 MHz				20 20 25	ns ns mV
Input power for 1 dB compression	$V_{CTL} = 0/1.8 \text{ V}$ $V_{CTL} = 0/3 \text{ V}$	0.5 to 3 GHz			20 27	dBm
Intermodulation intercept point (IP3)	For two-tone input power 5 dBm $V_{CTL} = 0/3 \text{ V}$	0.5 to 3 GHz			44	dBm
Thermal resistance				25		°C/W
Control voltage	$V_{CTL} = \text{High}$ $V_{CTL} = \text{Low}$		1.8 0		5.0 0.2	V
Control port current	$V_{CTL} = 5 \text{ V}$ $V_{CTL} = 2.5 \text{ V}$ $V_{CTL} = 0.2 \text{ V}$ $V_{CTL} = 0 \text{ V}$				200 100 20 20	μA

Table 3. Absolute Maximum Ratings¹

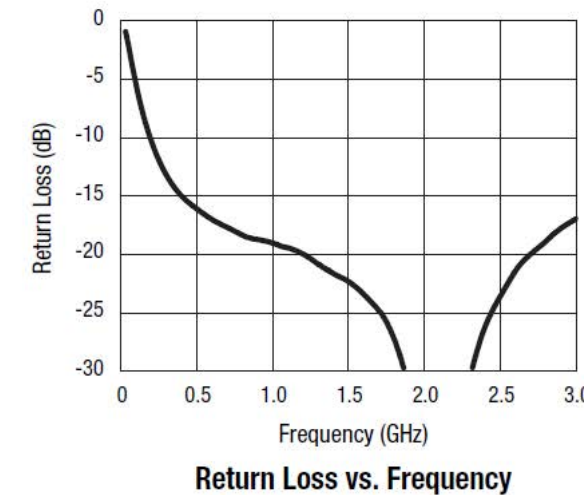
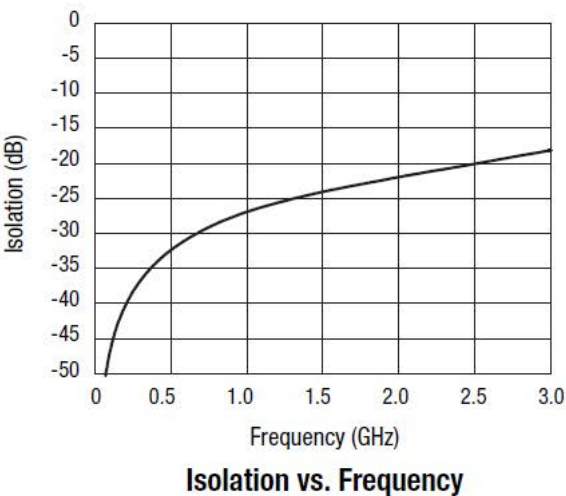
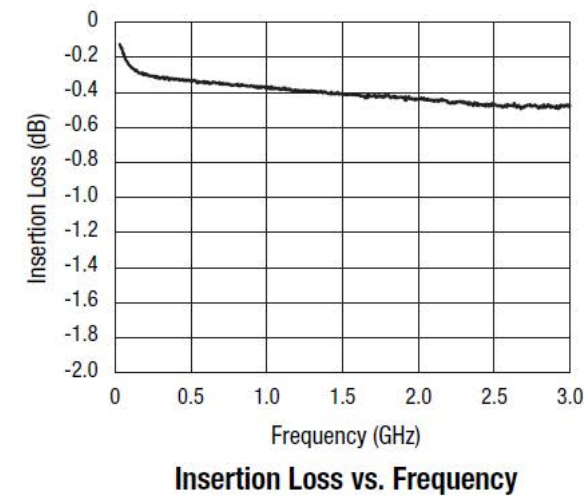
Characteristic	Value
RF input power	2 W max. > 500 MHz 0/8 V control
Supply voltage	8 V
Control voltage	-0.2 V, +8 V
Operating temperature	-40 °C to +85 °C
Storage temperature	-65 °C to +150 °C
¹ Exposure to maximum rating conditions for extended periods may reduce device reliability. There is no damage to device with only one parameter set at the limit and all other parameters set at or below their nominal value. Exceeding any of the limits listed here may result in permanent damage to the device.	

ESD HANDLING: Industry-standard ESD handling precautions must be adhered to at all times to avoid damage to this device.

Table 4. Truth Table

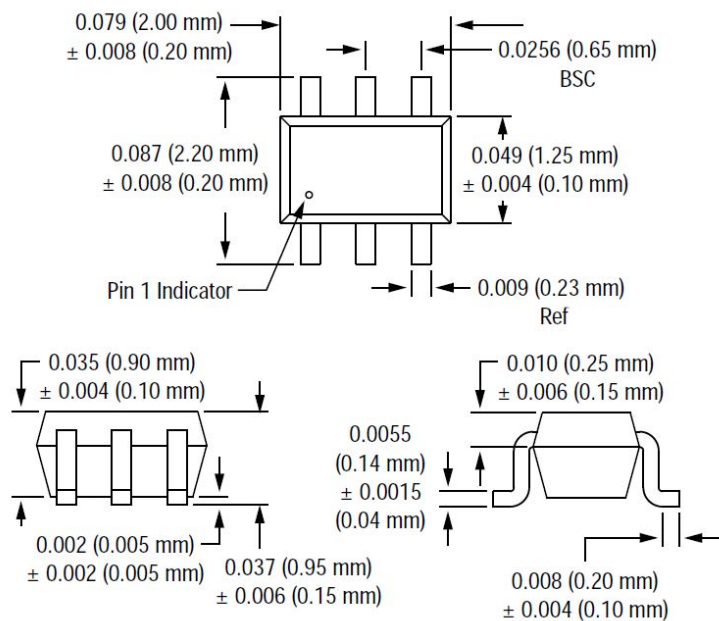
V1	V2	J1-J2	J1-J3
V_{HIGH}	0	Isolation	Insertion loss
0	V_{HIGH}	Insertion loss	Isolation
All other conditions not recommended. $V_{HIGH} = 1.8 \text{ to } 5 \text{ V}$.			

Typical Performance Data



Package Dimensions

SC-70 6-Lead



Copyright © 2002-2007, 2022, Skyworks Solutions, Inc. All Rights Reserved.

Information in this document is provided in connection with Skyworks Solutions, Inc. ("Skyworks") products or services. These materials, including the information contained herein, are provided by Skyworks as a service to its customers and may be used for informational purposes only by the customer. Skyworks assumes no responsibility for errors or omissions in these materials or the information contained herein. Skyworks may change its documentation, products, services, specifications or product descriptions at any time, without notice. Skyworks makes no commitment to update the materials or information and shall have no responsibility whatsoever for conflicts, incompatibilities, or other difficulties arising from any future changes.

No license, whether express, implied, by estoppel or otherwise, is granted to any intellectual property rights by this document. Skyworks assumes no liability for any materials, products or information provided hereunder, including the sale, distribution, reproduction or use of Skyworks products, information or materials, except as may be provided in Skyworks' Terms and Conditions of Sale.

THE MATERIALS, PRODUCTS AND INFORMATION ARE PROVIDED "AS IS" WITHOUT WARRANTY OF ANY KIND, WHETHER EXPRESS, IMPLIED, STATUTORY, OR OTHERWISE, INCLUDING FITNESS FOR A PARTICULAR PURPOSE OR USE, MERCHANTABILITY, PERFORMANCE, QUALITY OR NON-INFRINGEMENT OF ANY INTELLECTUAL PROPERTY RIGHT; ALL SUCH WARRANTIES ARE HEREBY EXPRESSLY DISCLAIMED. SKYWORKS DOES NOT WARRANT THE ACCURACY OR COMPLETENESS OF THE INFORMATION, TEXT, GRAPHICS OR OTHER ITEMS CONTAINED WITHIN THESE MATERIALS. SKYWORKS SHALL NOT BE LIABLE FOR ANY DAMAGES, INCLUDING BUT NOT LIMITED TO ANY SPECIAL, INDIRECT, INCIDENTAL, STATUTORY, OR CONSEQUENTIAL DAMAGES, INCLUDING WITHOUT LIMITATION, LOST REVENUES OR LOST PROFITS THAT MAY RESULT FROM THE USE OF THE MATERIALS OR INFORMATION, WHETHER OR NOT THE RECIPIENT OF MATERIALS HAS BEEN ADVISED OF THE POSSIBILITY OF SUCH DAMAGE.

Skyworks products are not intended for use in medical, lifesaving or life-sustaining applications, or other equipment in which the failure of the Skyworks products could lead to personal injury, death, physical or environmental damage. Skyworks customers using or selling Skyworks products for use in such applications do so at their own risk and agree to fully indemnify Skyworks for any damages resulting from such improper use or sale.

Customers are responsible for their products and applications using Skyworks products, which may deviate from published specifications as a result of design defects, errors, or operation of products outside of published parameters or design specifications. Customers should include design and operating safeguards to minimize these and other risks. Skyworks assumes no liability for applications assistance, customer product design, or damage to any equipment resulting from the use of Skyworks products outside of Skyworks' published specifications or parameters.

Skyworks, the Skyworks symbol, Sky5®, SkyOne®, SkyBlue™, Skyworks Green™, ClockBuilder®, DSPLL®, ISOmodem®, ProSLIC®, and SiPHY® are trademarks or registered trademarks of Skyworks Solutions, Inc. or its subsidiaries in the United States and other countries. Third-party brands and names are for identification purposes only and are the property of their respective owners. Additional information, including relevant terms and conditions, posted at www.skyworksinc.com, are incorporated by reference.