

# Beads-on-Leads (2743005112)

Part Number: 2743005112

43 BEAD ON LEAD

## Explanation of Part Numbers:

- Digits 1 & 2 = Product Class
- Digits 3 & 4 = Material Grade
- Last digit 1 = Bulk Packed 2 = Taped and Reeled

## **Ferrite suppression beads are supplied assembled on tinned copper wire for automated circuit board assembly.**

- Wires are oxygen free high conductivity copper with 100% matte tin plating over a nickel undercoating. The resistance of the wire is 3.5 mOhm for the 22 AWG and 2.2 mOhm for the 20 AWG wire.

## Recommended Soldering Profile

### Packaging Options:

- Beads-on-leads can be supplied bulk packed. The last digit of bulk packed parts is a "1". Parts with a "2" as the last digit of the part number are supplied taped and reeled per IEC 60286-1 and EIA RS-296-F standards. Taped and reeled parts are supplied 4500 pieces on a 14" reel. Taping details: Component pitch 5 mm. Inside tape spacing 52.5 mm. Tape width 6 mm.
- Our "Bead-on-Lead Suppression Kit" (part number 0199000028) is available for prototype evaluation.

**For any bead-on lead requirement not listed here, feel free to contact our customer service group for availability and pricing.**

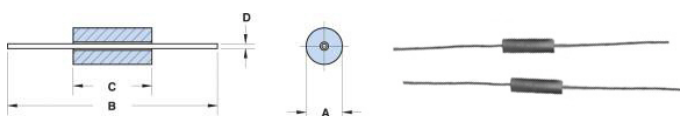
## Catalog Drawing

## 3D Model

Weight: 0.4 (g)

Dim	mm	mm tol	nominal inch	inch misc.
A	3.5	±0.25	0.138	—
B	62	±1.50	0.244	—
C	6	±0.25	0.236	—
D	0.65	—	0	22 AWG

Reel Information				
Tape Width mm	Pitch mm	Parts 7" Reel	Parts 13" Reel	Parts 14" Reel
6	5	—	—	4500



**Chart Legend**

+ Test frequency

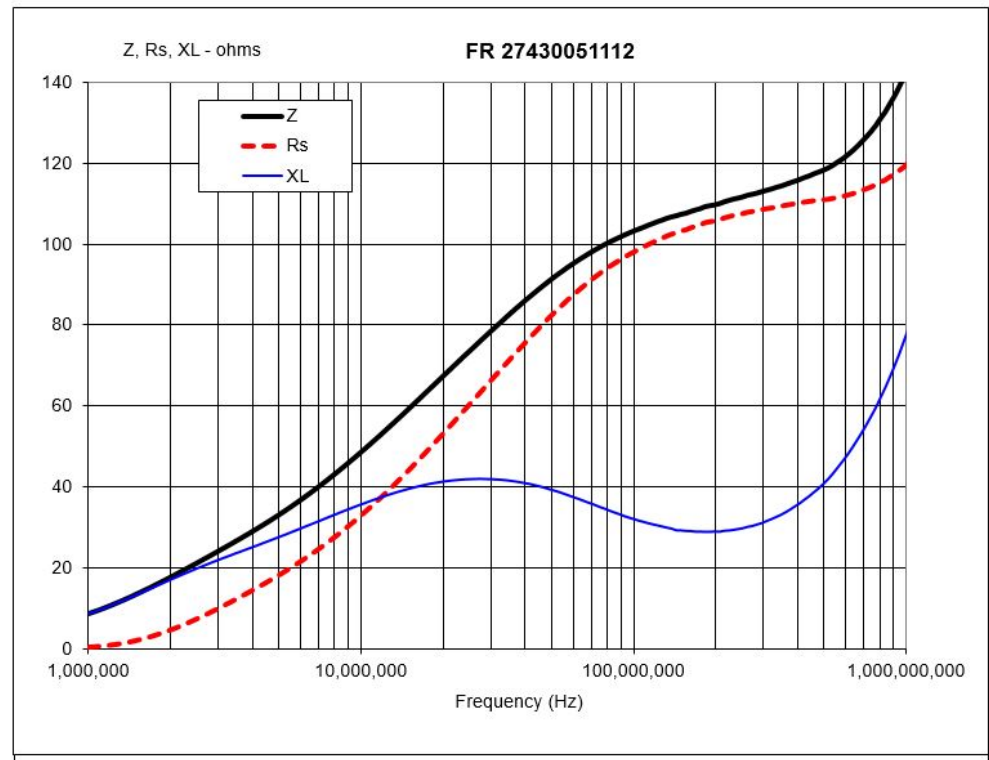
Typical Impedance ( $\Omega$ )	
10 MHz	49
25 MHz <sup>+</sup>	73
100 MHz <sup>+</sup>	103
250 MHz	111

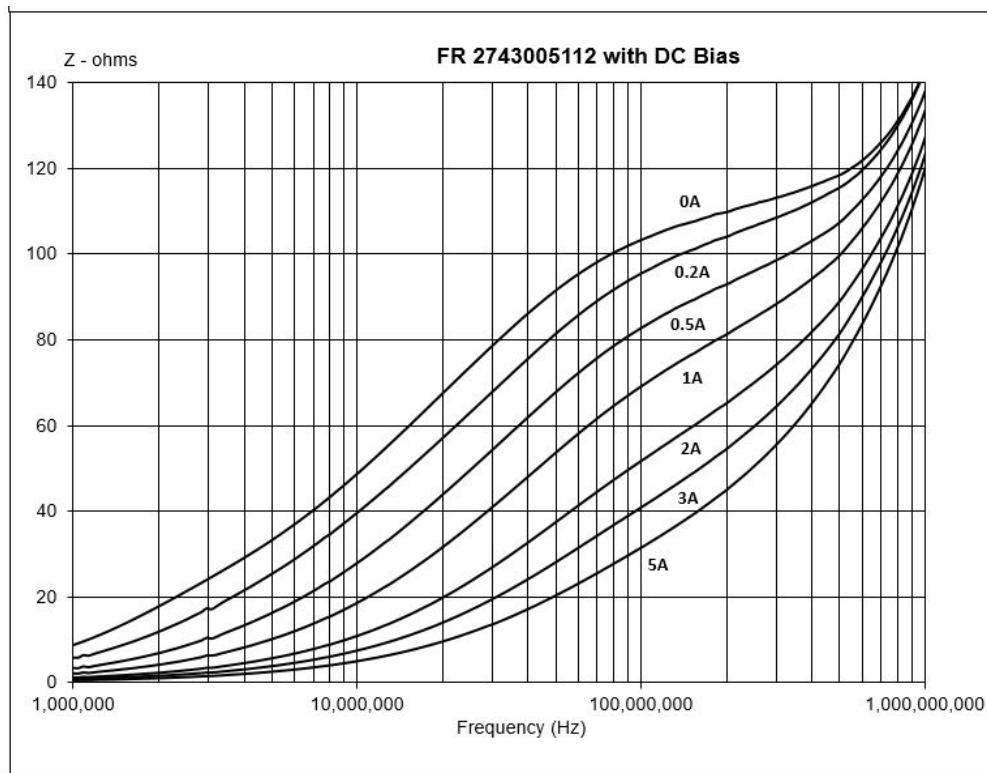
Beads-on-leads are controlled for impedances only. Minimum impedance values are specified for the + marked frequencies. The minimum impedance is typically the listed impedance less 20%.

[Catalog Drawing](#)

The impedance of the 73 & 43® beads-on-leads are measure on the E4990A Impedance Analyzer. The 61™ beads-on-leads are tested for impedance on the E4991A / HP4291B Impedance Analyzer.

Typical Impedance ( $\Omega$ )	
10 MHz	40
25 MHz <sup>+</sup>	60
100 MHz <sup>+</sup>	91
250 MHz	90





CSV Download

Fair-Rite Products Corp. • One Commercial Row, Wallkill, New York 12589-0288  
888-324-7748 • 845-895-2055 • Fax: 845-895-2629 • [ferrites@fair-rite.com](mailto:ferrites@fair-rite.com) • [www.fair-rite.com](http://www.fair-rite.com)