

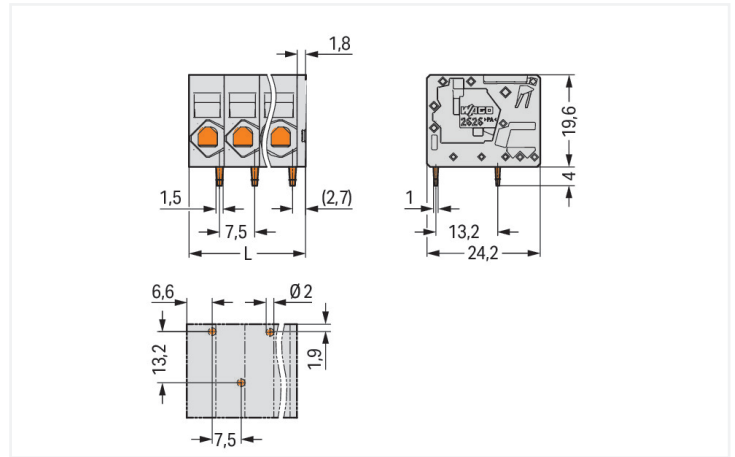
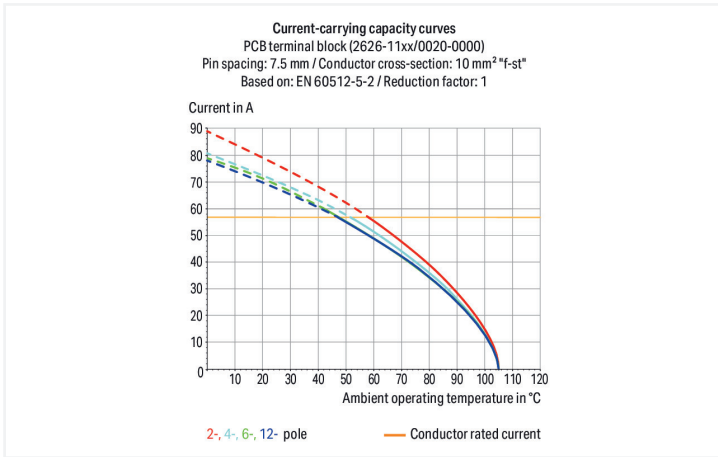
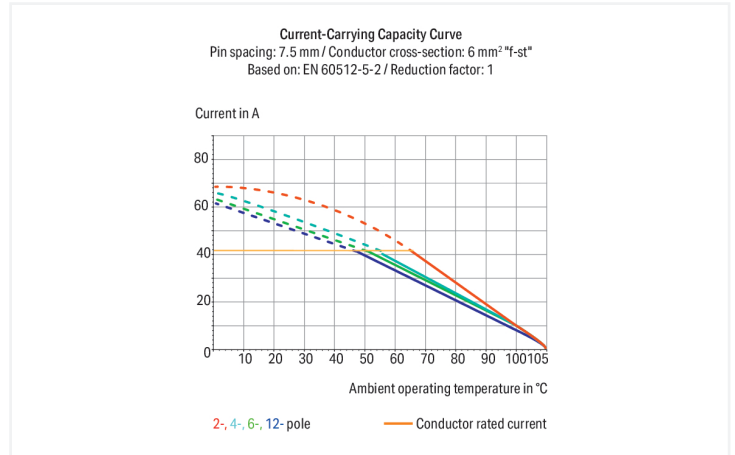
# Data Sheet | Item Number: 2626-1109/020-000

PCB terminal block; 6 mm<sup>2</sup>; Pin spacing 7.5 mm; 9-pole; Push-in CAGE CLAMP®; 6,00 mm<sup>2</sup>; gray

<https://www.wago.com/2626-1109/020-000>



Color: ■ gray



Dimensions in mm  
L = (pole no. - 1) x pin spacing + 9.3 mm

## PCB terminal block, 2626 Series, with 7.5 mm pin spacing

Quick and easy connections are guaranteed with this PCB terminal block (item number 2626-1109/020-000). You can rely on tried and tested safety with these PCB terminal blocks, perfect for a wide range of applications when designing your devices. Ensure that the strip lengths are between 13 and 15 mm when connecting conductors to this PCB terminal block. Featuring one conductor terminal along with Push-in CAGE CLAMP®, this product is highly versatile. Our Push-in CAGE CLAMP® is a universal, maintenance-free connection solution for all conductor types, boasting a key feature: both solid and fine-stranded conductors with ferrules can be directly inserted without the need for tools or any preparation, such as crimping the ferrule. Dimensions: (69.3 x 23.6 x 24.2) mm (width x height x depth). This PCB terminal block is suitable for conductor cross sections ranging from 0.2 mm<sup>2</sup> to 10 mm<sup>2</sup>.

The contact surface is coated with tin. This PCB terminal block is operated with an operating tool. THT is used to solder the PCB terminal block. Insert the conductor into the board at an angle of 0°..

## Notes

Variants:	Other pole numbers Direct marking Other colors Other versions (or variants) can be requested from WAGO Sales or configured at <a href="https://configurator.wago.com/">https://configurator.wago.com/</a> .
-----------	--

## Electrical data

Ratings per	IEC/EN 60664-1			Approvals per	UL 1059		
Overtoltage category	III	III	II	Use group	B	C	D
Pollution degree	3	2	2	Rated voltage	600 V	600 V	-
Nominal voltage	1000 V	1000 V	1000 V	Rated current	38 A	38 A	-
Rated impulse withstand voltage	8 kV	8 kV	8 kV				
Rated current	48 A	48 A	48 A				

Approvals per	CSA		
Use group	B	C	D
Rated voltage	600 V	600 V	-
Rated current	31 A	31 A	-

## Connection Data

Clamping units	9	<b>Connection 1</b>	
Total number of potentials	9	Connection technology	Push-in CAGE CLAMP®
Number of connection types	1	Actuation type	Operating tool
Number of levels	1	Solid conductor	0.2 ... 10 mm <sup>2</sup> / 24 ... 8 AWG
		Fine-stranded conductor	0.2 ... 10 mm <sup>2</sup> / 24 ... 8 AWG
		Fine-stranded conductor; with insulated ferrule	0.25 ... 6 mm <sup>2</sup>
		Fine-stranded conductor; with uninsulated ferrule	0.25 ... 6 mm <sup>2</sup>
		Fine-stranded conductor; with twin ferrule	0.25 ... 2.5 mm <sup>2</sup>
		Strip length	13 ... 15 mm / 0.51 ... 0.59 inches
		Conductor connection direction to PCB	0°
		Pole number	9

## Physical data

Pin spacing	7.5 mm / 0.295 inches
Width	69.3 mm / 2.728 inches
Height	23.6 mm / 0.929 inches
Height from the surface	19.6 mm / 0.772 inches
Depth	24.2 mm / 0.953 inches
Solder pin length	4 mm
Solder pin dimensions	1.5 x 1 mm
Drilled hole diameter	2 <sup>(+0.1)</sup> mm

### Mechanical data

Mounting type	Feed-through mounting
Suitable for through-panel applications	Yes

### PCB contact

PCB contact	THT
Solder pin arrangement	over the entire terminal strip (staggered)
Number of solder pins per potential	1

### Material data

Note (material data)	<a href="#">Information on material specifications can be found here</a>
Color	gray
Material group	I
Insulation material (main housing)	Polyamide (PA66)
Flammability class per UL94	V0
Clamping spring material	Chrome-nickel spring steel (CrNi)
Contact material	Electrolytic copper (E <sub>CU</sub> )
Contact Plating	Tin
Fire load	0.431 MJ
Weight	34.8 g

### Environmental requirements

Limit temperature range	-60 ... +105 °C
Processing temperature	-35 ... +60 °C
Continuous operating temperature	-60 ... +105 °C

### Commercial data

PU (SPU)	16 pcs
Packaging type	Box
Country of origin	PL
GTIN	4066966505672
Customs tariff number	85369010000

### Product Classification

UNSPSC	39121409
eCl@ss 10.0	27-44-04-01
eCl@ss 9.0	27-44-04-01
ETIM 9.0	EC002643
ETIM 10.0	EC002643
ECCN	NO US CLASSIFICATION

**Environmental Product Compliance**

RoHS Compliance Status	Compliant, No Exemption
------------------------	-------------------------

**Approvals / Certificates**

**General approvals**



Approval	Standard	Certificate Name
CB DEKRA Certification B.V.	IEC 60947-7-4	NL-103311
CSA CSA Group	C22.2	70146882
KEMA/KEUR DEKRA Certification B.V.	EN 60947-7-4	71-113203
UL Underwriters Laboratories Inc.	UL 1059	E45172

**Downloads**

**Environmental Product Compliance**

Compliance Search	
Environmental Product Compliance 2626-1109/020-000	<a href="#">↓</a>

**Documentation**

Additional Information			
Technical Section	03.04.2019	pdf 2027.26 KB	<a href="#">↓</a>

**CAD/CAE-Data**

CAD data	
2D/3D Models 2626-1109/020-000	<a href="#">↓</a>

CAE data	
ZUKEN Portal 2626-1109/020-000	<a href="#">↓</a>

**PCB Design**

Symbol and Footprint via SamacSys 2626-1109/020-000	<a href="#">↓</a>
Symbol and Footprint via Ultra Librarian 2626-1109/020-000	<a href="#">↓</a>

## 1 Compatible Products

### 1.1 Optional Accessories

#### 1.1.1 Tool

##### 1.1.1.1 Operating tool



**Item No.: 210-721**

Operating tool; Blade: 5.5 x 0.8 mm; with a partially insulated shaft; multicoloured

## Installation Notes

### Conductor termination



Insert fine-stranded conductors and remove all conductor types via operating tool.

### Conductor termination



Insert solid conductors via push-in termination.