DATE	REV	ECN	APP'D. BY
5/29/19	A0	RELEASED	–
10/15/20	A1	11639	JE

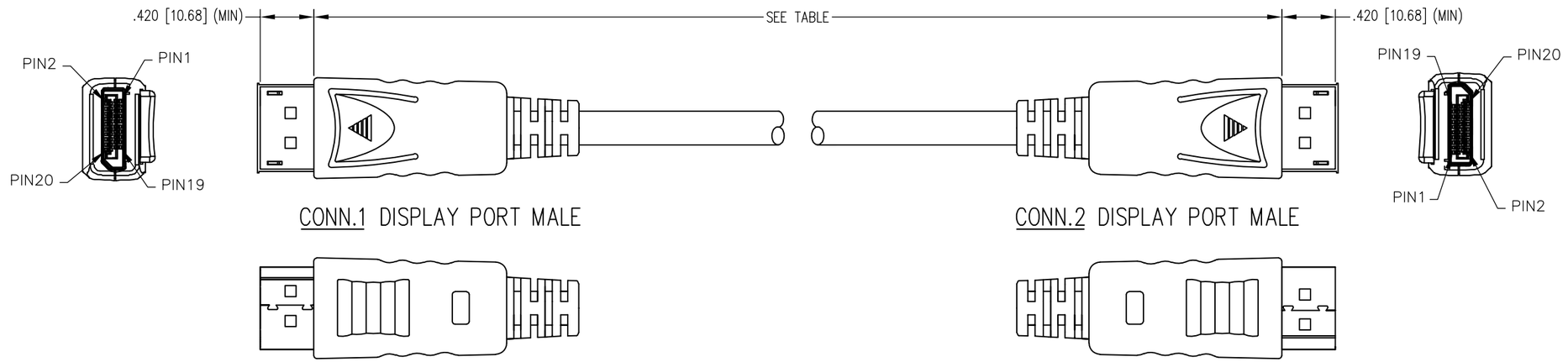

PIN ASSIGNMENT

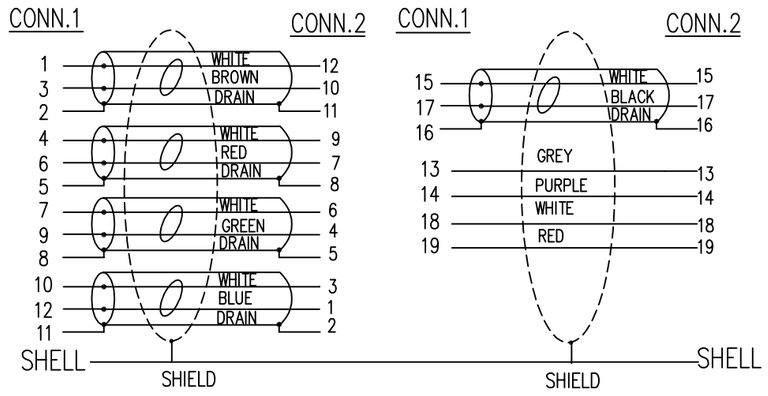

NOTES:

1. COMPLIANT WITH DISPLAYPORT 1.2 SPECIFICATION.
2. CONNECTOR COMPONENTS:
   TRANSPARENT DUST COVER
   INSIDE MOLDING: PE
   STRAIN RELIEF MOLDING: 45P PVC, BLACK
   OUTSIDE MOLDING: ABS, BLACK
   SHELL PLATING: GOLD FLASH
   CONTACT: GOLD PLATING
   DISPLAY PORT CABLE UL20276 (28AWG(7/0.127TC)
   *1P+D.W+AL+MYLAR)*5+28AWG (7/0.127TC)*5C+
   AL/MY+D.W+BD+JACKET PVC COLOR: BLACK
   OD:.29±.008 [7.3±0.2]
3. ELECTRICAL TESTING:
   100% OPEN & SHORT & CONTINUITY WIRE TEST
   CONTACT RESISTANCE: 2 OHM(MAX)
   INSULATION RESISTANCE: 10M OHM(MIN)
   HI-POT TEST: DC 100V/10ms
4. PACKAGING:
   ONE CABLE PER BAG

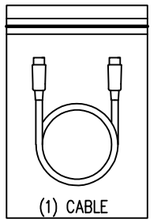

P/N	LENGTH
BC-DD003F	36±0.8 [915±20]
BC-DD006F	72±1.2 [1830±30]
BC-DD010F	120±1.6 [3050±40]

RoHS 2002/95/EC

THIRD ANGLE PROJECTION

DO NOT SCALE DRAWING

DRAWING IS SUBJECT TO CHANGE WITHOUT NOTICE

DIMENSIONS: INCHES [METRIC]

UNLESS OTHERWISE SPECIFIED TOLERANCES ARE ±.005 [0.13] ANGLES ARE ± 1°

SHEET NO. 1 OF 1

bel
206 Van Vorst Street
Jersey City, NJ 07302
+1 201 432 0463
http://www.belfuse.com

TITLE: DISPLAY PORT MALE TO DISPLAY PORT MALE CABLE

THIS DRAWING AND THE SUBJECT MATTER SHOWN THEREON ARE CONFIDENTIAL AND THE PROPRIETARY PROPERTY OF BEL FUSE, INC. AND SHALL NOT BE REPRODUCED, COPIED, OR USED IN ANY MANNER WITHOUT PRIOR WRITTEN CONSENT OF BEL FUSE, INC.

DRN BY:	JMM	DATE	05/16/19
APPD BY:	ADB	DATE	05/29/19
DWG NO.	CT999190	REV.	A1

ASSEMBLY FORMAT REV. 6/3/05

AutoCAD

Downloaded from Arrow.com.
Please read our datasheet & drawing disclaimer here.