

Multiband Antenna Module

APAMSTJ-138

RoHS/RoHS II compliant

Lead in copper alloy exemption (6c); and Lead in glass exemption (7c-I)



126.5 x 22.0 x 6.7mm

MSL level: Not Applicable

FEATURES:

- Passive multiband antenna (380MHz ~ 2400MHz)
- Covering TETRA + ISM + Quad Band Cellular + 3G + WiFi
- Glass mount design (6.7mm x 126.5mm x 22mm)
- SMA Male connector
- Gain (2.2dBi) Typ
- VSWR 2:1 (Cell), 3:1 (TETRA)
- 25W Power handling
- 10K Ohm Termination resistor for checking connection
- Easy to install (adhesive tape base)
- RoHS/RoHS II compliant

TYPICAL APPLICATIONS:

- TETRA Public Safety
- ISM (868MHz)
- AMPS
- GSM
- Vehicle Cellular and 3G / WiFi Routers
- WiFi/Bluetooth
- Mobile broadband

STANDARD SPECIFICATIONS:

Parameters	Min.	Typ.	Max.	Units	Note
Receiving Frequency	380		500	MHz	TETRA
	824		894	MHz	AMPS
		868			ISM
		900		MHz	GSM
		1800		MHz	DCS
		1900		MHz	PCS
		2.1		GHz	3G/UMTS
		2.4		GHz	WIFI/BLEETOOTH
VSWR			3:1		@TETRA
			2:1		@CELL
Polarization Model	Linear				
Impedance		50		Ω	
Gain		2.2		dBi	
Operating Temperature	-40		+85	$^{\circ}\text{C}$	
Diagnostic Resistor	9.5	10	10.5	k Ω	

Multiband Antenna Module

APAMSTJ-138

RoHS/RoHS II compliant
Lead in copper alloy exemption (6c); and Lead in glass exemption (7c-I)

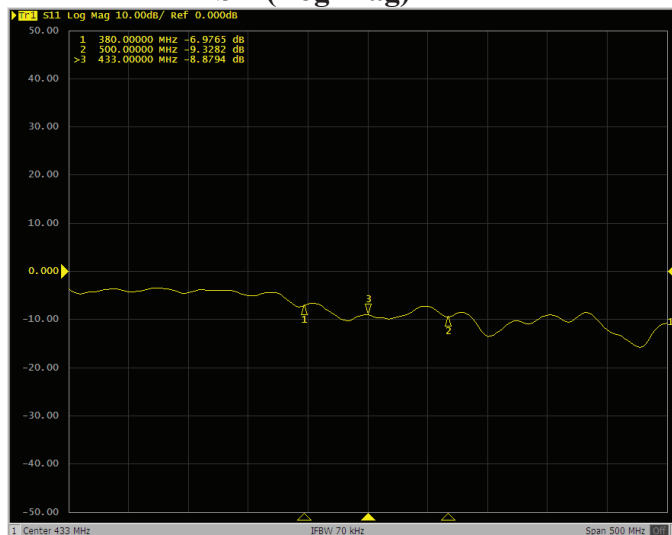


126.5 x 22.0 x 6.7mm

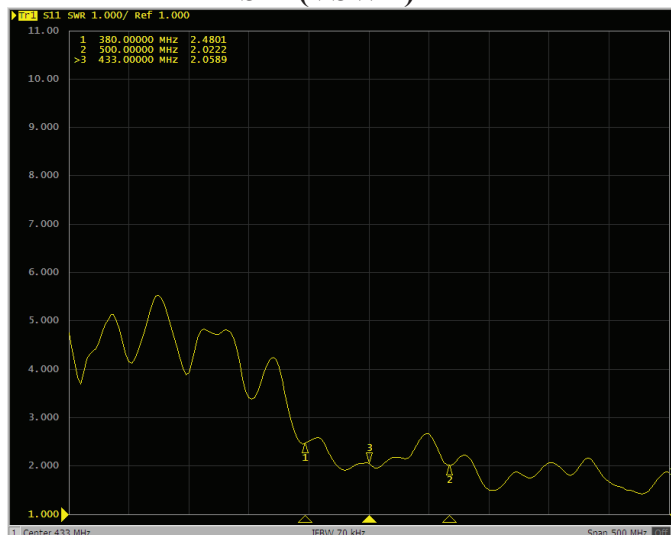
ANTENNA MATCHING S11 CHARACTERISTICS

Tetra

S11(Log Mag)

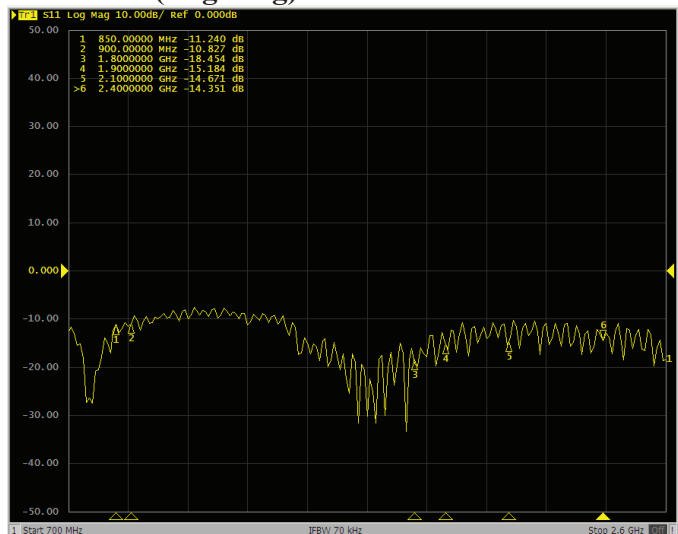


S11 (VSWR)

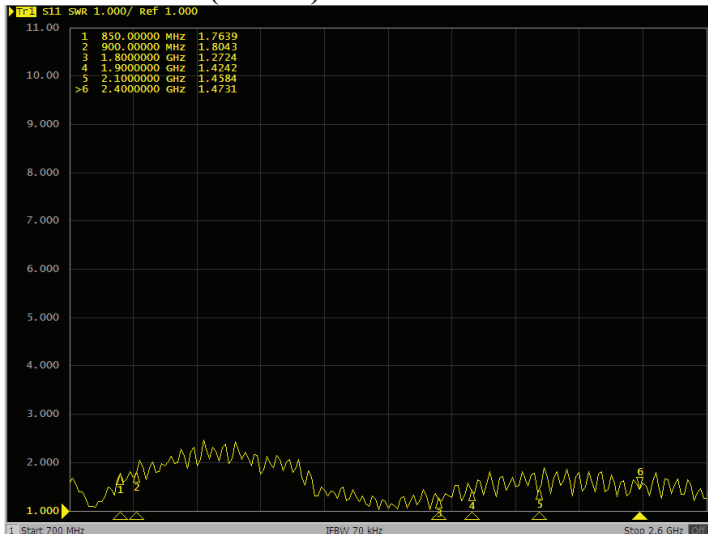


Quad Band + WiFi

S11(Log Mag)




S11 (VSWR)



Multiband Antenna Module

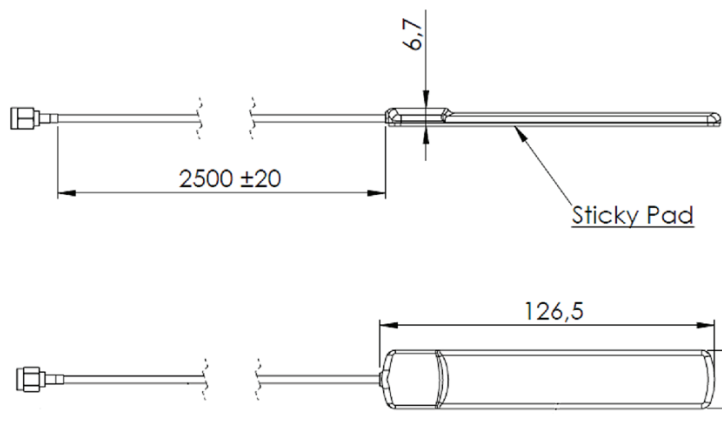
APAMSTJ-138

RoHS/RoHS II compliant
Lead in copper alloy exemption (6c); and Lead in glass exemption (7c-I)



126.5 x 22.0 x 6.7mm

OUTLINE DRAWING:



Parameters	Description
RF Connector	SMA male, Nickel
Weight	46,5 g
Cable Type	Coaxial Cable-RG174
Cable Length	2.5m
Material	ABS
Color	Black

Unit: mm

PACKAGING:

Each antenna is packed in an individual poly bag. 200 pieces antenna in 465x310x250mm box is the suggested quantity.



CAUTION:

- (1) Do not apply excess mechanical stress to the component body or terminations. Do not attempt to re-form or bend the components as this will cause damage to the component.
- (2) Do not expose the component to open flame.
- (3) This specification applies to the functionality of the component as a single unit. Please insure the component is thoroughly evaluated in the application circuit.

ATTENTION: Abracon Corporation's products are COTS – Commercial-Off-The-Shelf products; suitable for Commercial, Industrial and, where designated, Automotive Applications. Abracon's products are not specifically designed for Military, Aviation, Aerospace, Life-dependant Medical applications or any application requiring high reliability where component failure could result in loss of life and/or property. For applications requiring high reliability and/or presenting an extreme operating environment, written consent and authorization from Abracon Corporation is required. Please contact Abracon Corporation for more information.

ABRACON IS
ISO9001:2008
CERTIFIED



5101 Hidden Creek Lane Spicewood TX 78669
Phone: 512-371-6159 | Fax: 512-351-8858
For terms and conditions of sale please visit:
www.abracon.com

Revised: 07.22.2016