SCRH8D28

SMD POWER INDUCTORS

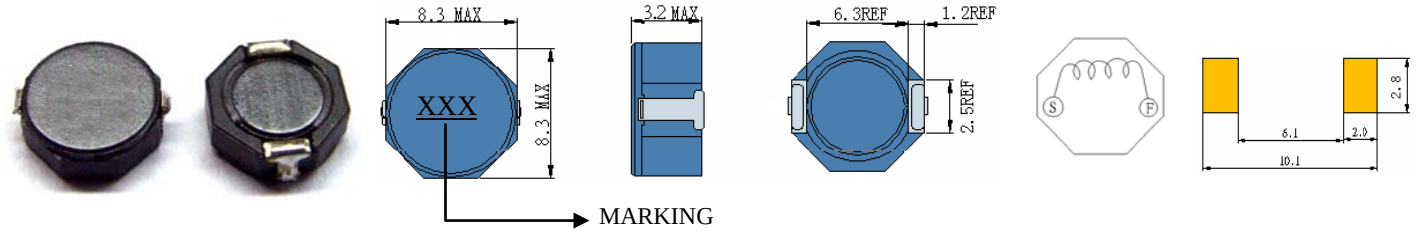

● Features
1. Magnetically shielded construction
2 Excellent Power Density
3 Engineered to Provide High Efficiency

ELECTRICAL CHARACTERISTICS

Part Number	Inductance (uH) (1)	Test Frequency	DC Resistance (Ω MAX) (2)	Saturation Current (3) (A)	Temperature Current (4) (A)
SCRH8D28-2R5	2.5	100KHZ	15.6m	4.50	6.40
SCRH8D28-3R3	3.3	100KHZ	18.2m	4.00	4.80
SCRH8D28-4R7	4.7	100KHZ	24.7m	3.40	4.32
SCRH8D28-7R3	7.3	100KHZ	39m	2.80	3.60
SCRH8D28-100	10	100KHZ	47m	2.30	3.25
SCRH8D28-150	15	100KHZ	69m	1.90	2.80
SCRH8D28-220	22	100KHZ	99m	1.60	1.85
SCRH8D28-330	33	100KHZ	156m	1.30	1.66
SCRH8D28-470	47	100KHZ	195m	1.15	1.30
SCRH8D28-680	68	100KHZ	286m	0.95	1.17
SCRH8D28-101	100	100KHZ	430m	0.75	1.05

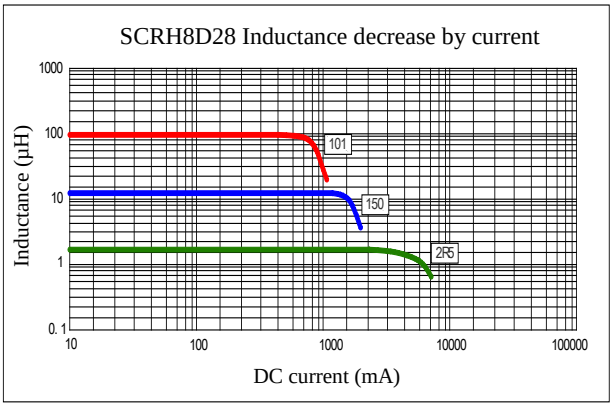

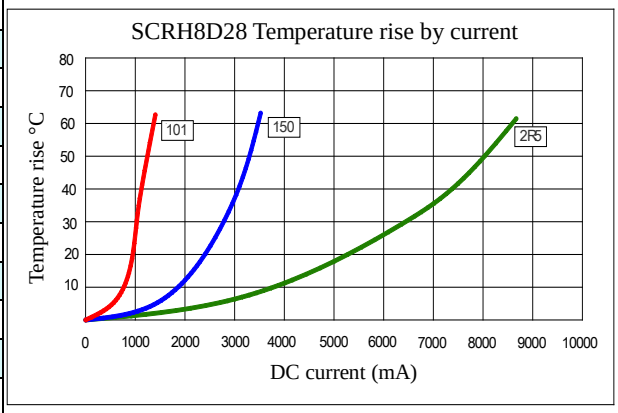

(1). Inductance tolerance ±30% tested at 0.25V, 0ADC and 25℃
(2). DCR measured at 25℃.
(3). The DC current at which the inductance decreases by 35% from its initial value.
(4). The DC current that results in a 40℃ temperature rise from 25℃ambient.

Click here for QUANTITY PER REEL & PACKING INFORMATION

Custom versions available upon request.

© 2019 Signal Transformer –Specification subject to change without notice. 12.19

signal TRANSFORMER a bel group
belfuse.com/signal
128 Atlantic Avenue, Lynbrook, NY 11563
Toll Free 866-239-5777 • Tel 516-239-5777 • Fax 516-239-7208
Sales@signaltransformer.com • techhelp@signaltransformer.com

Please read our datasheet & drawing disclaimer here.
Downloaded from Arrow.com.