DWG STATUS DATE	STG	REV	N/P	CHG	ZONE	REVISION HISTORY	AUTH	DR	APVD 1	APVD 2
29JL08	B	05	-	-	-	Hinzuz 6 Varianten auf Anfrage, Notiz		S.Mue	S.Wei	P.Nue
22SE15	C	-	-	-	-	Aptiv reference no. added no.6 001 37 121/02142 deleted dim.no.1 was (H2); no.6 was (H1); no. 21 was (A6.1); plating code added Bemerkungen/Notes reworked		S.Mue	P.Nue	R.Sch
08SE17	02	AA				Rework of drawing: Aptiv part no. bracketed		S.Wei	P.Nue	M.Por
28FE19	02	AB		A11		Aptiv Part no. typing error corrected for 6 001 37 111: 113609461 was 113609586!	CR-19-23736	P.Nue	S.Wei	M.Por
24MY23	02	AC				Redrawn in NX; Added part numbers: 35041238, 35041241, 35041242; Added column REV. in table		V.MAK	C.ZOL	M.POR

Bemerkungen / *Notes*

1	Firmenzeichen / *Company code*
2	Aenderungsindex / *Revision index*
3	Part code
4	Woche und Jahr der Herstellung / *Week and year of production*
5	Oberflaechen Code / *Plating code*
6	Laserschweißpunkte / *Laser welding points* Laserschweißpunkte, ausgenommen Teile-Nr. / *Laser welding points, except Part no.* - 35041238 / 35041243 / 35041240
7	Loch: Kennzeichnung fuer Goldversion / *Hole: Sign for gold version*
8	Oberflaechenveredelung der Kontaktstellen nach Teilenummer - Zinn (Sn), Silber (Ag), Gold (Au) / *Contact point surface finishes by part number - Tin (Sn), Silver (Ag), Gold (Au)*
	Material
9	Grundkoerper / *Base Body* - CuNi3Si1Mg
10	Ueberfeder / *Hood* - X10CrNi18-8
	Querverweise / *Cross references*
11	Standard Flachstecker / *Standard tab* - 2.8×0.1 x 0.8×0.03 / 2.8×0.1 x 0.6×0.07
12	Zugehoerige Kammer / *Associated cavity* - 9 001 15 00
13	Crimpspezifikation / *Crimpspecification* - 13609586-CUS04 (9 084 13 001)
14	Produktspezifikation / *Product specification* - 13609586-CUS74 (9 901 04 801)
15	Zeichnung Einzeladerdichtung / *Drawing single wire seal* - 15453990
16	Teilenummer vor Konvertierung / *Part number before conversion* - (X XXX XX XX)
17	Durchgestrichene Teilenummer nur auf Anfrange / *Crossed out part no. only on request*
18	Massgebend ist nur der deutsche Text *Only the german language shall be binding*

Gecrimpter Kontakt / *Crimped contact*

Crimpbereich / *Crimp area*
1.5-2.5mm²

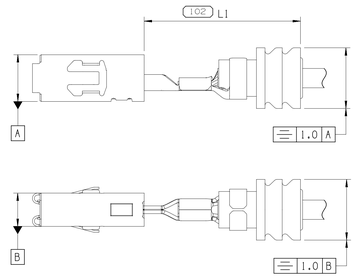

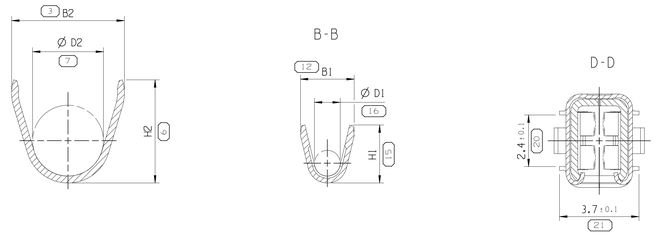

Crimpversion / *Crimp version* 0.5-1.0mm²

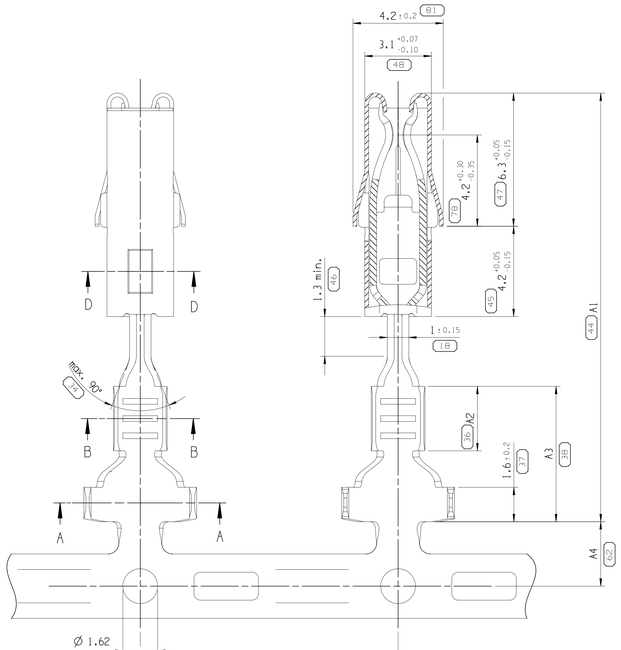

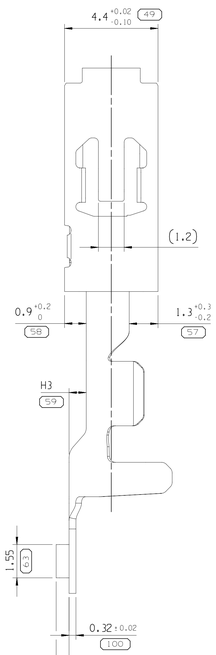

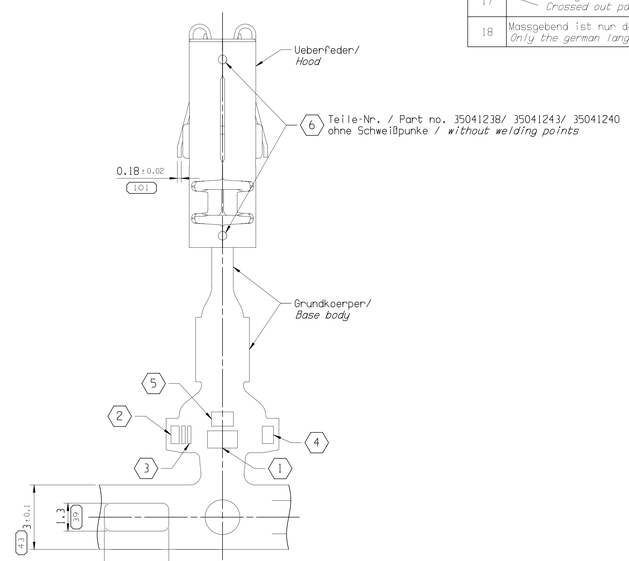

Nur bei Ausfuehrung mit Gold (Au) Kontaktoberflaeche/
Only for version with gold (Au) contact surface

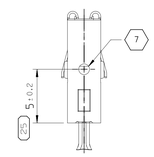

Crimpversion / *Crimp version*
>2.5-4.0mm²

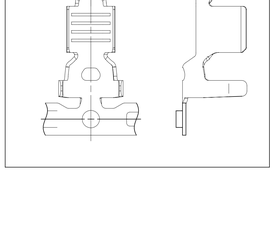

TEILE Nr. *PART No.*	REV.	CRIMPBEREICH *CRIMP RANGE* (mm²)	PART CODE	CODE OBFLAECHE *PLATING*	OBERFLAECHE *SURFACE FINISH*	B1 ±0.3	D1 ±0.3	H1 ±0.3	B2 ±0.3	D2 ±0.4	H2 ±0.3	A1 ±0.5	A2 ±0.2	A3 ±0.3	A4 ±0.15	A5	H3	L1 ±1.4	SWS No.	Farbe *Color*	ISOLATIONS-Ø LEITUNG/ *INSULATION-Ø WIRE* (mm)
33522728	-	>2.5-4.0		Ag	3-5µm Ag	4.5	2.3	4.7	6.0	4.3	6.0	22.6	4.3	8.5	2.0	14.5	1.25±0.2	19.0	33515656	Gruen/ *Green*	3.4-3.7
13780621 (6 001 37 511)	-			Sn	1-3µm Sn																
13609039 (6 001 37 441)	C	1.5-2.5		Au	0.8µm Au	3.6	1.8	3.8	5.45	3.5	4.8	19.95	3.5	6.5	3.0	12.0	0.85±0.2	16.3	10779161	Gelb/ *Yellow*	2.7-2.9
33522841	B			Ag	3-5µm Ag																
35041240	-		3A	Sn	1-3µm Sn														10779159	Rotbraun/ *Red-brown*	2.0-2.7
13571412 (6 001 37 411)	C																				
13599596 (6 001 37 341)	C	0.5-1.0		Au	0.8µm Au	2.5	1.2	2.7	5.25	3.3	4.8	19.95	3.0	6.3	3.0	12.0	0.75±0.2	16.3	10779162	Blau/ *Blue*	1.2-2.0
33522842	B			Ag	3-5µm Ag																
35041243	-		2A	Sn	1-3µm Sn																
13581330 (6 001 37 311)	C																				
13609040 (6 001 37 141)	C	0.22-0.35		Au	0.8µm Au	1.9	0.8	1.9	4.85	3.2	4.4	19.95	2.5	6.3	3.0	12.0	0.70 +0.2 -0.1	16.3	10779162	Blau/ *Blue*	1.2-2.0
33522843	B			Ag	3-5µm Ag																
35041238	-		1A	Sn	1-3µm Sn																
13609462 (6 001 37 111)	C																				
																			EINZELADERDICHTUNG/ *SINGLE WIRE SEAL*		

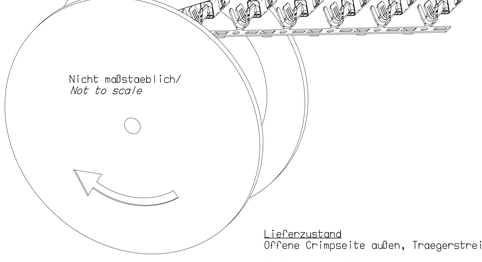

A LINE DRAWN THROUGH A PART NUMBER INDICATES THAT PHYSICAL PARTS ARE NOT AVAILABLE FOR ORDERING.

PART NUMBERS THAT DO NOT HAVE A LINE PRESENT INDICATE THAT PHYSICAL PARTS ARE AVAILABLE FOR ORDERING.

CONTACT APTIV SALES TO ASSURE AVAILABILITY OF PARTS.

MIT EINER LINE DURCHGESTRICHENE PART-NR. GEKENNZEICHNET DASS DIESE PART-NR NICHT BESTELLT WERDEN KANN

PART-NR. DIE KEINE LINE ZEIGEN, KENNZEICHNEN, DAS TEILE ZUR BESTELLUNG VERFUEGBAR SIND

FUER VERFUEGBARKEIT DER PARTS DEN EINKAUF VON APTIV KONTAKTIEREN.

DIM TO CHECK PRUEFMASSE
DIM FOR HELP HILFSMASSE
THEORETIC DIM THEORE. MASSE

DWG TYP
CUSTOMER PART DRAWING

WEIGHT (GR) -
VOLUME (CM³) -
ROUTING -
DISTR CODE D

UNLESS OTHERWISE SPECIFIED

GENERAL TOLERANCES ACCORDING TO:
DIN ISO 2768-mH

GD&T ACCORDING TO:
DIN EN ISO 1101

REFERENCE -

FIRST ANGLE PROJECTION

DO NOT SCALE
USE MATH DATA

NX

•APTIV•

CONNECTION SYSTEMS
Nuremberg, Germany

COPYRIGHT 2002 APTIV. ALL RIGHTS RESERVED.

THIS DRAWING IS THE PROPERTY OF APTIV AND CONTAINS APTIV CONFIDENTIAL INFORMATION. THE REPRODUCTION, DISTRIBUTION AND UTILIZATION OF THIS DOCUMENT OR ITS RELATED CAD MATH DATA, AS WELL AS COMMUNICATION OF ANY CONTENT TO OTHERS, WITHOUT EXPRESS AUTHORIZATION, IS PROHIBITED.

DIESE ZEICHNUNG IST EIGENTUM DER FIRMA APTIV UND ENTHAELT APTIV VERTRAULICHE INFORMATIONEN. DIE REPRODUKTION, VERTEILUNG UND NUTZUNG DIESES DOKUMENTES ODER DERIN ZUGEHOERIGEN CAD DATEN, ODER AUCH ALS KOMMUNIKATION VON BELIEBIGEN INHALT ZU ANDEREN, IST OHNE BERECHTIGUNGSPRUEFUNG DURCH DIE APTIV UNZULAESSIG

		DATE
DR	S.Weiss	23JL02
APVD1	G.May	23JL02
APVD2	Hoernlein	23JL02
APVD3		
APVD4		
APVD5		

SUBSTANCES OF CONCERN AND RECYCLED CONTENT PER APTIV 10949001
POTENTIELL GEFAEHRLICHE STOFFE UND RECYKLATANTEIL GEMESS APTIV 10949001

MATERIAL
SEE NOTES

DRAWING NAME
DCK-2.8 FEMALE CONTACT WATERPROOF APPLICATION
CUS02

DRAWING NUMBER
13609586

SIZE	SCALE	FRAME NO	SHEET NO	STG	REV	N/P
A0	10:1	1 OF 1	1 OF 1		02	AC

Downloaded from Arrow.com.

User: Pp1075
Dwg: 13609586-CUS04.DWG
Dgn: 13609586-CUS04.DGN
Date: 01-Nov-23 Time: 18:45:43