THIS DRAWING IS UNPUBLISHED. RELEASED FOR PUBLICATION , . – –
© COPYRIGHT – TE Connectivity Ltd. ALL RIGHTS RESERVED.

REVISIONS 変更

P	LTR	DESCRIPTION	DATE	DWN	APVD
	B1	REVISED PER ECR-18-011705	14MAR2019	MM	DZ

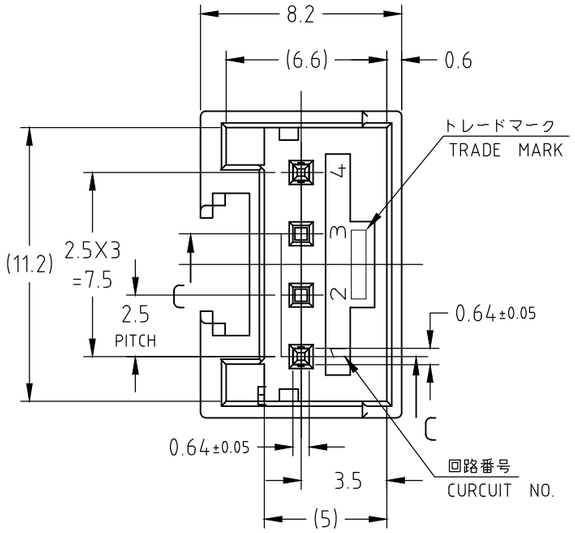

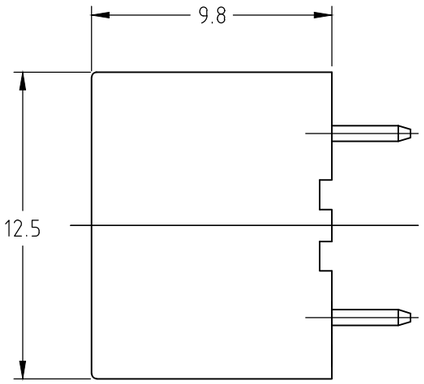

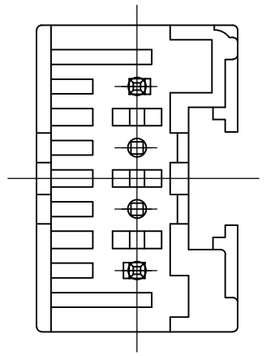

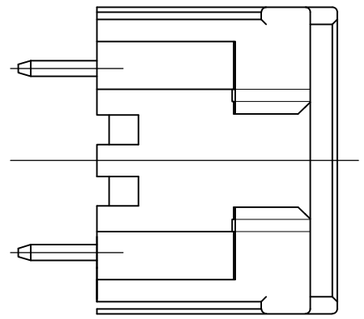

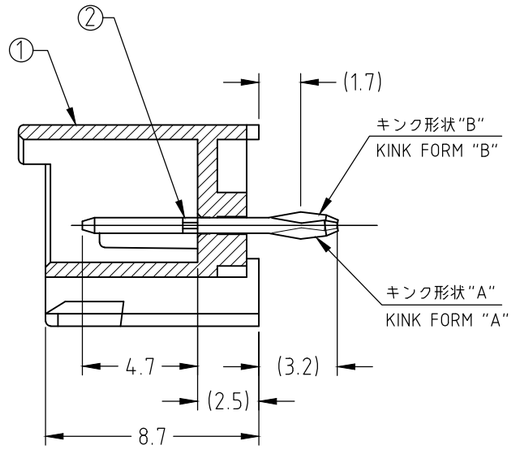

断面C-C
SECT

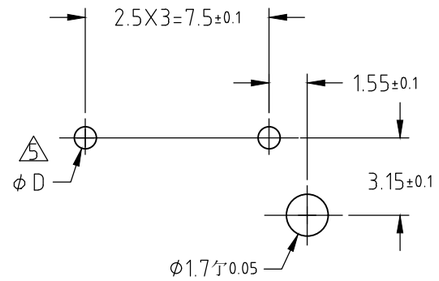

取付基板穴寸法 FIG.1

注記；
1. 適用基板厚；1.6t
2. かん合相手製品型番
   プラグハウジング：917688
   リセコンタクト(L)；917683
   リセコンタクト(M)；917684
3. キンク位置は表2参照
4. 適用基板穴寸法；FIG.1参照
5. 適用基板穴径；
   パンチ加工穴；$0.9^{+0.1}_{0}$
   ドリル加工穴；1.1 ±0.05

NOTES;
1. APPLICABLE P.C.B THK.;1.6t
2. MATING CONN. P/N
   PLUG HOUSING :917688
   REC. CONTACT(L);917683
   REC. CONTACT(M);917684
3. KINKING POSITION (SEE TABLE2)
4. APPLICABLE P.C.B LAYOUT SEE FIG.1
5. APPLICABLE P.C.B HOLE DIA.
   PUNCHED HOLE;$0.9^{+0.1}_{0}$
   DRILLED HOLE;1.1 ±0.05

表1
TABLE 1

部品番号 PARTS NO	名称 PARTS NAME	材質、表面処理 MATERIAL & FINISH
①	ヘッダーハウジング HEADER HOUSING	66ナイロンガラス強化(UL94V-0) 66 NYLON GLASS FILLED CTI：UL LEVEL2, 250～399V
②	ポスト コンタクト POST CONTACT	錫めっき済銅合金 PRE TIN COPPER ALLOY

表2
TABLE 2

	回路番号 CIRCUIT NO			
	1	2	3	4
キンク形状 TYPE OF KINK FORM	A	–	–	B

OBSOLETE					
	無し WITHOUT	有り WITH	赤色 RED	2	~~2-1376274-2~~
	無し WITHOUT	有り WITH	自然色 NATURAL	2	2-1376274-1
	ボス BOSS	キンク加工 KINK FORM	色調 COLOR	極数 POS	型番 PART NO

THIS DRAWING IS A CONTROLLED DOCUMENT.

DIMENSIONS: 単位：粍 mm

TOLERANCES UNLESS OTHERWISE SPECIFIED: 一般公差

0 PLC	± –
1 PLC	± 0.2
2 PLC > 10	± 0.25
3 PLC > 30	± 0.3
4 PLC	± –
ANGLES	± 3°

MATERIAL 材料: SEE TABLE 1
FINISH 仕上: SEE TABLE 1

DWN J.SATO 18FEB2008
CHK S.MANABE 18FEB2008
APVD S.MANABE 18FEB2008
PRODUCT SPEC 製品規格 108-5459
APPLICATION SPEC 取付適用規格
WEIGHT 0.000000

TE Connectivity Ltd.

NAME 名称: 7.5mm SIGNAL DBL-LOCK 2P POST HEADER ASS'Y

SIZE	CAGE CODE	DRAWING NO 番号	RESTRICTED TO
A3	00779	C-1376274	—

CUSTOMER DRAWING | SCALE 尺度 4:1 | SHEET 1 OF 1 | REV B1

1470-19 (1/15)

Downloaded from Arrow.com.