

SIGN	DATE	DESCRIPTION	APPROVER
△	02/08'07	Part No. is changed.	Aaron
△	06/10'09	The wire strip length changed from 6~7mm to 7~8mm.	Kind
△	06/10'09	The Operating tem. changed from -30°C~105°C to -40°C~115°C	Kind
△	06/10'09	Add the toleration table.	Kind
△	11/21'09	The normal grey No. changed from RAL7004/P to RAL7035/D	Kind
△	03/13'10	Add the 2P mark and Wire strip length is changed	RUNNER

THIS IS CAD DRAWING, DO NOT REVISE MANUALLY!!!

## Material

- Item 1 Terminal body:Thermoplastic ( UL94V-0 )
- Item 2 Terminal body:Thermoplastic ( UL94V-0 )
- Item 3 Terminal lever:Thermoplastic ( UL94V-0 )
- Item 4 Wire guard:Stainless Steel
- Item 5 Female contact :PhBz ( CuSn ) Tin plated

## Electrical cULus

- Voltage rating: 300V
- Current rating: 10A
- Solid wire(AWG):12-26
- Stranded wire(AWG):12-26
- △ Wire strip length:8-9mm
- Withstanding Voltage:1.6KV
- △ Operating temperature:-40°C to +115°C
- Safety Approval:



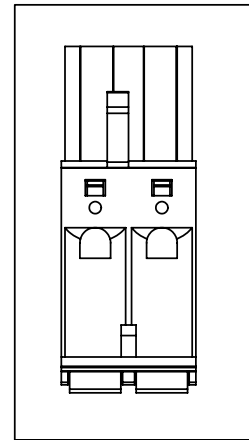
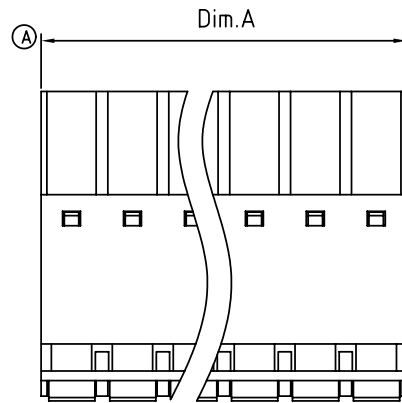
## PART NO.

HW xx 50 x 0 xxxx G △

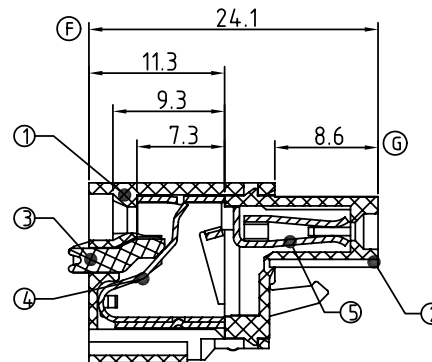
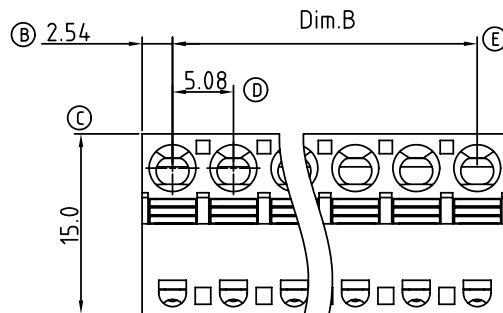
Poles  
02 2 CONTACTS  
03 3 CONTACTS  
...  
24 24 CONTACTS

Color  
0 Black  
5 Green  
( RAL 6018/T )  
6 Blue  
△ 8 Grey  
( RAL 7035/D )

RoHS  
Pb<40,000ppm  
0000 Standard @ Logo  
000A Standard ANY Logo  
Any special item by  
customer request,  
please contact sales  
department.



2P mark




POLE		2	3	4	5	6	7	8	9	10	11	12
A		10.16	15.24	20.32	25.40	30.48	35.56	40.64	45.72	50.80	55.88	60.96
B		5.08	10.16	15.24	20.32	25.40	30.48	35.56	40.64	45.72	50.80	55.88
Tol.		±0.15					±0.25					
POLE	13	14	15	16	17	18	19	20	21	22	23	24
A	66.04	71.12	76.20	81.28	86.36	91.44	96.52	101.60	106.68	111.76	116.84	121.92
B	60.96	66.04	71.12	76.20	81.28	86.36	91.44	96.52	101.60	106.68	111.76	116.84
Tol.		±0.30					±0.40					

# ANYTEK

## CUSTOMER COPY

ALL RIGHTS RESERVED. REPRODUCTION OR ISSUE TO THIRD PARTIES IN ANY FORM WHATSOEVER IS NOT PERMITTED WITHOUT WRITTEN AUTHORITY FROM THE PROPRIETOR. PROPERTY OF ANYTEK TECHNOLOGY CO., LTD

TITLE		HW-5.08 Series Contact on down side									
PART NO.		HWxx50x0xxxxG				DWG NO.		8HW0001			
APPROVED		CHECKED	DESIGNED	DRAWN	CUST NO.		Tolerance				
			Runner 2010.04.06	Kind 2009.06.30			UNIT: mm		X. ±0.50		
							SCALE: NONE		X.X ±0.30		
					SHEET: 01/01		REV: F		X° ±0.10		
									X° ±1°		